



# BENTON COUNTY FIRE PROTECTION DISTRICT NO. 4 REGULAR BOARD AGENDA

October 19, 2023  
2604 Bombing Range Rd, West Richland, WA.99353

---

## CALL MEETING TO ORDER

## PLEDGE OF ALLEGIANCE

## ADDITION TO THE AGENDA

## THOSE PRESENT:

## FINANCIAL REVIEW

### CONSENT AGENDA:

(All matters listed within the Consent Agenda have been distributed to each member of the Board of Commission for reading and study, are considered to be routine, and will be considered or enacted by one motion of the Commission with no separate discussion. If separate discussion is desired, that item may be removed from the Consent Agenda and placed on the Regular Agenda by request.)

- Public Comments
- Approval of the Agenda dated 10/19/2023
- Approval of Regular Meeting Minutes dated 10/05/2023
- Approval and pay:
- Expenditures:

522 Fire Control	150,502.80
589 Payroll Clearing	9,576.25
594 Capital Expenditures	372.98
<u>001 General Fund 6841</u>	<u>160,452.03</u>

522 Fire Control	1,896.24
<u>110 EMS Fund 6848</u>	<u>1,896.24</u>

591 Debt Service	350.00
<u>201 EMS Bond Fund 6842</u>	<u>350.00</u>

- EFT

522 Fire Control	252,654.00
589 Payroll Clearing	-82,808.22
<u>001 General Fund 6841</u>	<u>169,845.78</u>

- Key Bank and DRS

522 Fire Control	19,242.73
589 Payroll Clearing	72,203.28
<u>001 General Fund 6841</u>	<u>91,446.01</u>

**Grand Total \$423,990.06**

**RESOLUTIONS/MOTIONS** Public comments are limited to three (3) minute per speaker per topic. The board allows public comments orally or via written testimony prior to the meeting.

- Approval of Commissioner Brink's Compensation of \$645.18
- Approval of Appendix A to reflect 2024 COLA increase 5.1% of 2023 Top Step Firefighter per Article 39.1
- Resolution 2023-08 Budget Adjustment

**DISTRICT REPORTS**

- Union Report
- Volunteer Report
- Logistics Report
- City Liaison Report
- Commissioner's Report
- Fire Chief's Report
- District Secretary's Report

**OPEN FORUM DISCUSSION**

**IMPORTANT DATES**

- October 25-28– Annual WFCM Conference Tulalip
- November 11 – Veteran's Day Parade
- November 18 – Tricounty Commissioner Meeting, Location Walla Walla 4

**CORRESPONDENCE**

- City of Richland Annexation Short Plat 739, Lot 3

**OPERATION PROGRAM UPDATES**

**UNFINISHED BUSINESS**

**NEW BUSINESS**

**AGENDA ITEMS FOR NEXT MEETING**

**EXECUTIVE SESSION**

**ADJOURNMENT:**

Attested:

  
\_\_\_\_\_  
SLITA SUPERA WESOME, DISTRICT SECRETARY

10/19/2023

  
\_\_\_\_\_  
MICHAEL VAN BEEK, COMMISSIONER

10/19/2023

  
\_\_\_\_\_  
GARRETT GOODWIN, COMMISSIONER

10/19/2023

\_\_\_\_\_  
FRED BRINK, COMMISSIONER



# BENTON COUNTY FIRE PROTECTION DISTRICT NO. 4 REGULAR BOARD MEETING MINUTES

October 5, 2023  
2604 Bombing Range Rd, West Richland, WA.99353

## CALL MEETING TO ORDER

Commissioner Goodwin called the meeting to order at 1700 hrs.

## PLEDGE OF ALLEGIANCE

- Finance Manager SuperAwesome led the pledge of allegiance.

## ADDITION TO THE AGENDA

- No additions

## THOSE PRESENT:

Commissioner Fred Brink  
Commissioner Michael Van Beek  
Commissioner Garrett Goodwin  
Fire Chief Paulk Carlyle (remote)  
District Secretary Slita SuperAwesome

Captain Tom Harper  
Firefighter Ethan Adamson  
Firefighter Josh Ammann  
Captain Bonnie Rogers  
Firefighter Bradley Andrews

## FINANCIAL REVIEW

- Reviewed with no corrections.

## CONSENT AGENDA:

(All matters listed within the Consent Agenda have been distributed to each member of the Board of Commission for reading and study, are considered to be routine, and will be considered or enacted by one motion of the Commission with no separate discussion. If separate discussion is desired, that item may be removed from the Consent Agenda and placed on the Regular Agenda by request.)

- Public Comments
- Approval of the Agenda dated 10/05/2023
- Approval of Regular Meeting Minutes dated 09/21/2023
- Approval and pay:
- Expenditures:

522 Fire Control	52,368.27
589 Payroll Clearing	2,989.31
<u>001 General Fund 6841</u>	<u>55,357.58</u>

522 Fire Control	47,625.20
<u>110 EMS Fund 6848</u>	<u>47,625.20</u>

**Grand Total \$102,982.78**

Commissioner Brink made a motion to approve the consent agenda, seconded by Commissioner Van Beek and the motion carried.

RESOLUTIONS/MOTIONS Public comments are limited to three (3) minutes per speaker per topic. The board allows public comments orally or via written testimony prior to the meeting.

- Approval of Station 410 new sign and landscaping
  - Chief Carlyle reported that at a previous commissioner's meeting, the board requested the district solicited more quotes to see if we can perform the task at a cheaper price.

FF Estrella reached out to many companies but none of them were interested. The same company resubmitted the quote which came in higher than the originally quoted due to the change in electrician and costs of supplies. Commissioner Brink is in support of this remodel because it does not appear that the district is taking good care of their belongings if we kept the broken reader board at station 410.

Commissioner Brink made a motion to approve the Station 410 new sign and landscaping not to exceed \$90,000, seconded by Commissioner Van Beek and the motion carried.

### **DISTRICT REPORTS**

- Union Report
  - The union management meeting went well.
- Volunteer Report
  - No report
- Logistics Report
  - No report
- City Liaison Report
  - The Bombing Range intersection will be finished in October.
- Commissioner's Report
  - No report
- Fire Chief's Report
  - He attended the BCES special meeting, update with the VHF update. Currently they are looking at the feasibility of moving back to the 8000 MGHZ system. The VHF system would need an estimated 9 million right now to just fix the system in its current state with no improvements of coverage. Along with in 5-6 years another estimated 14 million. Moving the 800 would be an up-front cost for the agency in moving radios but ultimately would be cheaper than our portion of the 23 million over the next 5-6 years. The 800 has a current funding model that was adopted by PD users.
  - He attended the Liz Loomis meet and greet. Met with some of the other area chiefs and discussed their ballot measures.
  - He attended the Image Trend RMS meeting work is progressing with action items identified in that meeting.
  - For the open house, BCFD6 has allowed the district to borrow a road sign/reader board, like what WA DOT has and we will be placing that at St420 next week.
- District Secretary's Report
  - No report

### **OPEN FORUM DISCUSSION**

- No discussions

### **IMPORTANT DATES**

- October 14 – Open House 11-2 pm at station 420
- October 25-28 – Annual WFCM Conference Tulalip
- November 11 – Veteran's Day Parade
- November 18 – Tricounty Commissioner Meeting, Location Walla Walla 4

### **CORRESPONDENCE**

- No correspondence

**OPERATION PROGRAM UPDATES**

- The training prop was delivered. Captain Rogers will give a tour after the meeting.

**UNFINISHED BUSINESS**

- 2024 Draft budget
  - Chief Carlyle reported that the district received only the 1<sup>st</sup> preliminary value recently and he is working on putting the budget together for staff review. The draft budget will be forwarded to the board in the next few weeks.
  - It appears our fire levy will drop to \$1.29 per assessed thousand and the EMS levy will drop to .44 cents per thousand according to the preliminary values provided. Compared to 2022, the increase was just under 21% growth.
  - With this drop it appears we have gained enough capacity to recoup 1/3 of the missing funds from 2023 if we elect to try and obtains these over the three-year plan allowed by RCW.

**NEW BUSINESS**

- No new business

**AGENDA ITEMS FOR NEXT MEETING**

- 2024 Draft Budget

**EXECUTIVE SESSION**

- At 1727 hrs., the board called an executive session per RCW 42.30.110 (g) to review the performance of a public employee for 5 minutes. At 1732 hrs., the meeting was resumed to a normal session with no actions to follow.

**ADJOURNMENT:**

The meeting was adjourned at 1733 hrs.

Attested:

 10/19/2023  
SLITA SUPERAWEOSOME, DISTRICT SECRETARY

 10/19/2023  
MICHAEL VAN BEEK, COMMISSIONER

 10/19/2023  
GARRETT GOODWIN, COMMISSIONER

\_\_\_\_\_/\_\_\_\_/\_\_\_\_  
FRED BRINK, COMMISSIONER

## WARRANT/CHECK REGISTER

BENTON COUNTY FIRE PROTECTION DISTRICT #4

Time: 15:05:08 Date: 10/18/2023

10/27/2023 To: 10/27/2023

Page: 1

Trans	Date	Type	Acct #	War #	Claimant	Amount	Memo
1385	10/27/2023	Claims	6841	677	BPAS	6,250.00	HRA BENEFITS
1386	10/27/2023	Claims	6841	678	CASCADE FIRE PROTECTION CO	1,648.00	STA420 SPRINKLER INSP/TESTING
1387	10/27/2023	Claims	6841	679	CHARTER COMMUNICATIONS	469.93	STA410/420 INTERNET
1388	10/27/2023	Claims	6841	680	CITY OF RICHLAND	7,960.58	DISPATCH SERVICES
1389	10/27/2023	Claims	6841	681	CITY OF WEST RICHLAND	500.00	PREPAY WATER/SEWER
1390	10/27/2023	Claims	6841	682	FIRE 4 ADVANCED TRAVEL	490.64	WFAS CONF - SUPERAWESOME; PER DIEM - ESTRELLA
1391	10/27/2023	Claims	6841	683	HOME DEPOT	266.54	TRNG & FAC SUPPLIES
1392	10/27/2023	Claims	6841	684	IGT CONSTRUCTION, INC	12,026.00	STA 430 REPAIRS - BROKEN LINE, PIPES, VALVES; STA410 LANDSCAPE, 1/2 DOWN PAYMENT
1393	10/27/2023	Claims	6841	685	ISOUTSORCE	6,496.20	MONITORING; BLOCK SUPPORT
1394	10/27/2023	Claims	6841	686	LIFE ASSIST	1,722.79	EMS SUPPLIES
1395	10/27/2023	Claims	6841	687	LIZ LOOMIS EASL, INC	6,000.00	COMMUNICATION
1396	10/27/2023	Claims	6841	688	LN CURTIS & SONS	4,820.85	COUPLED HOSE
1397	10/27/2023	Claims	6841	689	O'REILLY AUTO PARTS	50.65	WIPER BLADES/FLUID, CHARGER
1398	10/27/2023	Claims	6841	690	ON SCENE MEDICAL	2,937.00	PHYSICALS
1399	10/27/2023	Claims	6841	691	OXARC	331.43	O2/CYLINDER RENTAL
1400	10/27/2023	Claims	6841	692	QUALITY SIGNS	53,983.57	DOWN PAYMENT FOR STA410 MONUMENT SIGN
1401	10/27/2023	Claims	6841	693	RINGOLDE	746.38	CINCH BAGS (200)
1402	10/27/2023	Claims	6841	694	SEA WESTERN	321.49	TRI-CERT PANTS
1403	10/27/2023	Claims	6841	695	STERICYCLE	30.00	EMS WASTE DISPOSAL
1404	10/27/2023	Claims	6841	696	TOTAL ENERGY MANAGEMENT	3,667.95	STA430 SEMI-ANNUAL INSP & FILTER REPLACEMENT; STA420 FILTER CHG & INSPECTIONS
1405	10/27/2023	Claims	6841	697	US BANK	3,637.00	VISA-BORSCHOWA; VISA-BRADLEY; VISA-CARLYLE; VISA-HARPER; VISA-BENITZ
1406	10/27/2023	Claims	6841	698	VITAL RECORDS CONTROL	153.47	MONTHLY STORAGE FEE
1407	10/27/2023	Claims	6841	699	YOKE'S FOODS	10.40	POSTAGE
1467	10/27/2023	Payroll	6841	702	AFLAC	53.79	Pay Cycle(s) 10/27/2023 To 10/27/2023 - AFLAC
1468	10/27/2023	Payroll	6841	703	BENTON COUNTY 4 BENEVOLENT FUND	73.00	Pay Cycle(s) 10/27/2023 To 10/27/2023 - Benevolent Fund
1469	10/27/2023	Payroll	6841	704	DIMARTINO	1,603.45	Pay Cycle(s) 10/27/2023 To 10/27/2023 - LT Disab- Life
1470	10/27/2023	Payroll	6841	705	IAFF LOCAL 1052	3,665.28	Pay Cycle(s) 10/27/2023 To 10/27/2023 - Union Dues
1471	10/27/2023	Payroll	6841	706	TRUSTEED PLANS SERVICE CORPORATION	35,714.50	Pay Cycle(s) 10/27/2023 To 10/27/2023 - Medical Insurance; Pay Cycle(s) 10/27/2023 To 10/27/2023 - Dental Insurance
1472	10/27/2023	Payroll	6841	707	WA STATE SUPPORT REGISTRY	571.00	Pay Cycle(s) 10/27/2023 To 10/27/2023 - Child Support- WA
1473	10/27/2023	Payroll	6841	708	C/O BENEFIT SOLUTIONS INC WSCFF MEDICAL EXPENSE REIMBURSEMEN	3,600.00	Pay Cycle(s) 10/27/2023 To 10/27/2023 - MERP
1447	10/27/2023	Payroll	6841	1039406	CONNOR L OVERSON	650.14	Sep pay FLSA 08/21-09/17
1383	10/27/2023	Claims	6842	1	FIRE 4 CHECKING ACCOUNT	350.00	BOND FEE
1384	10/27/2023	Claims	6848	21	SYSTEM DESIGN WEST	1,896.24	EMS (SEPT) BILLING

522 Fire Control	150,502.80
589 Payroll Clearing	9,576.25
594 Capital Expenditures	372.98
	160,452.03

001 General Fund 6841

160,452.03

**WARRANT/CHECK REGISTER**

BENTON COUNTY FIRE PROTECTION DISTRICT #4

Time: 15:05:08 Date: 10/18/2023

10/27/2023 To: 10/27/2023

Page: 2

Trans	Date	Type	Acct #	War #	Claimant	Amount	Memo
			522		Fire Control	1,896.24	
		110	EMS Fund 6848			1,896.24	
			591		Debt Service	350.00	
		201	EMS Bond Fund 6842			350.00	
						Claims:	116,767.11
						162,698.27 Payroll:	45,931.16

We, the undersigned, do hereby certify that the materials have been furnished, the services rendered or the labor performed as described herein and that the claim is a just, due and unpaid obligation against Benton County Fire District #4, and that we are authorized to authenticate and certify to said claim.

Admin Staff \_\_\_\_\_ Secretary 

Commissioners , 

Approval Date 10/19/2023

TransDate	TransCheckAmount	vName
10/27/2023	\$ 831.15	ADAMSON, ETHAN W
10/27/2023	\$ 5,698.69	AMMANN, JOSHUA
10/27/2023	\$ 5,626.50	ANDREWS, BRADLEY E
10/27/2023	\$ 845.00	BEARS, CORAL L
10/27/2023	\$ 10,773.36	BENITZ, BONNIE M
10/27/2023	\$ 428.50	BENITZ, KATHERINE J
10/27/2023	\$ 2,141.48	BOOTH, CHERYL A
10/27/2023	\$ 147.76	BORSCHOWA, DANA M
10/27/2023	\$ 9,351.87	BORSCHOWA, MATTHEW J
10/27/2023	\$ 548.56	CARAWAY, ED R
10/27/2023	\$ 8,057.83	CARLYLE, PAUL E
10/27/2023	\$ 33.25	DAVIS, KAREN M
10/27/2023	\$ 1,810.75	DERITIS, AMANDA K
10/27/2023	\$ 146.61	ELMORE, MONTE R
10/27/2023	\$ 5,253.23	ESTRELLA, MANUEL I
10/27/2023	\$ 4,389.81	FLOWERS, CODY R
10/27/2023	\$ 5,780.65	GAIDOS, KEVIN G
10/27/2023	\$ 4,145.05	GARRISON-EHREDT, KAILEE M
10/27/2023	\$ 797.90	GIBSON, JARON D
10/27/2023	\$ 407.72	GOODWIN, GARRETT S
10/27/2023	\$ 63.50	GREEN, REX J
10/27/2023	\$ 720.33	HALL, DAWSEN O
10/27/2023	\$ 27.70	HAMILTON, PATRICIA M
10/27/2023	\$ 6,051.08	HARPER, THOMAS R
10/27/2023	\$ 5,743.10	HART, KYLE C
10/27/2023	\$ 886.56	HEINKEL, TREVOR B
10/27/2023	\$ 44.32	JEROME, DEBRA A
10/27/2023	\$ 783.12	JOHNSTON, NATANIA M
10/27/2023	\$ 193.93	KNOX, ABIGAIL E
10/27/2023	\$ 166.23	LEWIS, CHARLES R
10/27/2023	\$ 7,372.81	LONGIE, JAMES A
10/27/2023	\$ 3,573.08	MELOY, AARON J
10/27/2023	\$ 360.16	MILLER, OWEN J
10/27/2023	\$ 6,154.71	MONTGOMERY, JONATHAN C
10/27/2023	\$ 6,751.79	NEWTON, RAYMOND J
10/27/2023	\$ 18.47	NIELSEN, RYAN L
10/27/2023	\$ 13.85	OLSON, HAYDEN C
10/27/2023	\$ 5,344.68	OROZCO, WYATT M
10/27/2023	\$ 415.57	POSEGATE, RUSSELL A
10/27/2023	\$ 7,503.23	PREMEL, GARRETT M
10/27/2023	\$ 9,279.42	PUTZ, ALLEN L
10/27/2023	\$ 37.10	RICHE, KYLE M
10/27/2023	\$ 6,496.74	SHANNON, ROBERT C
10/27/2023	\$ 29.56	SMITH, CASEY R
10/27/2023	\$ 498.69	SOUTHAM, KALEB R
10/27/2023	\$ 10,173.55	SUPERAWESOME, SLITA T
10/27/2023	\$ 761.89	THOMAS, ALYSSA M
10/27/2023	\$ 234.92	VAN BEEK, MICHAEL A
10/27/2023	\$ 35.41	VIGGIANO, DOMINIC P
10/27/2023	\$ 6,320.39	VINING, ANTHONY G
10/27/2023	\$ 29.56	VOSS, SHERRY A
10/27/2023	\$ 4,934.69	WAKEMAN, BRIAN P
10/27/2023	\$ 4,876.79	WALTON, JACOB M
10/27/2023	\$ 623.36	WHITBY, CLAYTON A
10/27/2023	\$ 5,464.64	WINTERS, CODY
	\$ 169,200.60	
10/27/2023	\$ <b>645.18</b>	BRINK, FREDERICK T



# WARRANT/CHECK REGISTER

BENTON COUNTY FIRE PROTECTION DISTRICT #4

Time: 15:05:25 Date: 10/18/2023

10/27/2023 To: 10/27/2023

Page:

1

Trans	Date	Type	Acct #	War #	Claimant	Amount	Memo
1408	10/27/2023	Payroll	6841	EFT	ETHAN W ADAMSON	831.15	Sep pay FLSA 08/21-09/17
1409	10/27/2023	Payroll	6841	EFT	JOSHUA AMMANN	5,698.69	Sep pay FLSA 08/21-09/17
1410	10/27/2023	Payroll	6841	EFT	BRADLEY E ANDREWS	5,626.50	Sep pay FLSA 08/21-09/17
1411	10/27/2023	Payroll	6841	EFT	CORAL L BEARS	845.00	Sep pay FLSA 08/21-09/17
1412	10/27/2023	Payroll	6841	EFT	BONNIE M BENITZ	10,773.36	Sep pay FLSA 08/21-09/17
1413	10/27/2023	Payroll	6841	EFT	KATHERINE J BENITZ	428.50	Sep pay FLSA 08/21-09/17
1414	10/27/2023	Payroll	6841	EFT	CHERYL A BOOTH	2,141.48	Sep pay FLSA 08/21-09/17
1415	10/27/2023	Payroll	6841	EFT	DANA M BORSCHOWA	147.76	Sep pay FLSA 08/21-09/17
1416	10/27/2023	Payroll	6841	EFT	MATTHEW J BORSCHOWA	9,351.87	Sep pay FLSA 08/21-09/17
1417	10/27/2023	Payroll	6841	EFT	FREDERICK T BRINK	645.18	Sep pay FLSA 08/21-09/17
1418	10/27/2023	Payroll	6841	EFT	ED R CARAWAY	548.56	Sep pay FLSA 08/21-09/17
1419	10/27/2023	Payroll	6841	EFT	PAUL E CARLYLE	8,057.83	Sep pay FLSA 08/21-09/17
1420	10/27/2023	Payroll	6841	EFT	KAREN M DAVIS	33.25	Sep pay FLSA 08/21-09/17
1421	10/27/2023	Payroll	6841	EFT	AMANDA K DERITIS	1,810.75	Sep pay FLSA 08/21-09/17
1422	10/27/2023	Payroll	6841	EFT	MONTE R ELMORE	146.61	Sep pay FLSA 08/21-09/17
1423	10/27/2023	Payroll	6841	EFT	MANUEL I ESTRELLA	5,253.23	Sep pay FLSA 08/21-09/17
1424	10/27/2023	Payroll	6841	EFT	CODY R FLOWERS	4,389.81	Sep pay FLSA 08/21-09/17
1425	10/27/2023	Payroll	6841	EFT	KEVIN G GAIDOS	5,780.65	Sep pay FLSA 08/21-09/17
1426	10/27/2023	Payroll	6841	EFT	KAILEE M GARRISON-EHREDT	4,145.05	Sep pay FLSA 08/21-09/17
1427	10/27/2023	Payroll	6841	EFT	JARON D GIBSON	797.90	Sep pay FLSA 08/21-09/17
1428	10/27/2023	Payroll	6841	EFT	GARRETT S GOODWIN	407.72	Sep pay FLSA 08/21-09/17
1429	10/27/2023	Payroll	6841	EFT	REX J GREEN	63.50	Sep pay FLSA 08/21-09/17
1430	10/27/2023	Payroll	6841	EFT	DAWSEN O HALL	720.33	Sep pay FLSA 08/21-09/17
1431	10/27/2023	Payroll	6841	EFT	PATRICIA M HAMILTON	27.70	Sep pay FLSA 08/21-09/17
1432	10/27/2023	Payroll	6841	EFT	THOMAS R HARPER	6,051.08	Sep pay FLSA 08/21-09/17
1433	10/27/2023	Payroll	6841	EFT	KYLE C HART	5,743.10	Sep pay FLSA 08/21-09/17
1434	10/27/2023	Payroll	6841	EFT	TREVOR B HEINKEL	886.56	Sep pay FLSA 08/21-09/17
1435	10/27/2023	Payroll	6841	EFT	DEBRA A JEROME	44.32	Sep pay FLSA 08/21-09/17
1436	10/27/2023	Payroll	6841	EFT	NATANIA M JOHNSTON	783.12	Sep pay FLSA 08/21-09/17
1437	10/27/2023	Payroll	6841	EFT	ABIGAIL E KNOX	193.93	Sep pay FLSA 08/21-09/17
1438	10/27/2023	Payroll	6841	EFT	CHARLES R LEWIS	166.23	Sep pay FLSA 08/21-09/17
1439	10/27/2023	Payroll	6841	EFT	JAMES A LONGIE	7,372.81	Sep pay FLSA 08/21-09/17
1440	10/27/2023	Payroll	6841	EFT	AARON J MELOY	3,573.08	Sep pay FLSA 08/21-09/17
1441	10/27/2023	Payroll	6841	EFT	OWEN J MILLER	360.16	Sep pay FLSA 08/21-09/17
1442	10/27/2023	Payroll	6841	EFT	JONATHAN C MONTGOMERY	6,154.71	Sep pay FLSA 08/21-09/17
1443	10/27/2023	Payroll	6841	EFT	RAYMOND J NEWTON	6,751.79	Sep pay FLSA 08/21-09/17
1444	10/27/2023	Payroll	6841	EFT	RYAN L NIELSEN	18.47	Sep pay FLSA 08/21-09/17
1445	10/27/2023	Payroll	6841	EFT	HAYDEN C OLSON	13.85	Sep pay FLSA 08/21-09/17
1446	10/27/2023	Payroll	6841	EFT	WYATT M OROZCO	5,344.68	Sep pay FLSA 08/21-09/17
1448	10/27/2023	Payroll	6841	EFT	RUSSELL A POSEGATE	415.57	Sep pay FLSA 08/21-09/17
1449	10/27/2023	Payroll	6841	EFT	GARRETT M PREMEL	7,503.23	Sep pay FLSA 08/21-09/17
1450	10/27/2023	Payroll	6841	EFT	ALLEN L PUTZ	9,279.42	Sep pay FLSA 08/21-09/17
1451	10/27/2023	Payroll	6841	EFT	KYLE M RICHE	37.10	Sep pay FLSA 08/21-09/17
1452	10/27/2023	Payroll	6841	EFT	ROBERT C SHANNON	6,496.74	Sep pay FLSA 08/21-09/17
1453	10/27/2023	Payroll	6841	EFT	CASEY R SMITH	29.56	Sep pay FLSA 08/21-09/17
1454	10/27/2023	Payroll	6841	EFT	KALEB R SOUTHAM	498.69	Sep pay FLSA 08/21-09/17
1455	10/27/2023	Payroll	6841	EFT	SLITA T SUPERAWESOME	10,173.55	Sep pay FLSA 08/21-09/17
1456	10/27/2023	Payroll	6841	EFT	ALYSSA M THOMAS	761.89	Sep pay FLSA 08/21-09/17
1457	10/27/2023	Payroll	6841	EFT	MICHAEL A VAN BEEK	234.92	Sep pay FLSA 08/21-09/17
1458	10/27/2023	Payroll	6841	EFT	DOMINIC P VIGGIANO	35.41	Sep pay FLSA 08/21-09/17
1459	10/27/2023	Payroll	6841	EFT	ANTHONY G VINING	6,320.39	Sep pay FLSA 08/21-09/17
1460	10/27/2023	Payroll	6841	EFT	SHERRY A VOSS	29.56	Sep pay FLSA 08/21-09/17
1461	10/27/2023	Payroll	6841	EFT	BRIAN P WAKEMAN	4,934.69	Sep pay FLSA 08/21-09/17
1462	10/27/2023	Payroll	6841	EFT	JACOB M WALTON	4,876.79	Sep pay FLSA 08/21-09/17
1463	10/27/2023	Payroll	6841	EFT	CLAYTON A WHITBY	623.36	Sep pay FLSA 08/21-09/17
1464	10/27/2023	Payroll	6841	EFT	CODY WINTERS	5,464.64	Sep pay FLSA 08/21-09/17

**WARRANT/CHECK REGISTER**

BENTON COUNTY FIRE PROTECTION DISTRICT #4

Time: 15:05:25 Date: 10/18/2023

10/27/2023 To: 10/27/2023

Page: 2

Trans	Date	Type	Acct #	War #	Claimant	Amount	Memo
		522 Fire Control				252,654.00	
		589 Payroll Clearing				-82,808.22	
		001 General Fund 6841				169,845.78	
						<u>169,845.78</u>	Payroll:
							169,845.78

We, the undersigned, do hereby certify that the materials have been furnished, the services rendered or the labor performed as described herein and that the claim is a just, due and unpaid obligation against Benton County Fire District #4, and that we are authorized to authenticate and certify to said claim.

Admin Staff \_\_\_\_\_ Secretary Stok

Commissioners [Signature], [Signature], \_\_\_\_\_

Approval Date 10/19/2023

**WARRANT/CHECK REGISTER**

BENTON COUNTY FIRE PROTECTION DISTRICT #4

Time: 15:05:44 Date: 10/18/2023

10/26/2023 To: 10/26/2023

Page: 1

Trans	Date	Type	Acct #	War #	Claimant	Amount	Memo
1465	10/26/2023	Payroll	6841	700	EFTPS- IRS Payroll Taxes	41,361.72	941 Deposit for Pay Cycle(s) 10/27/2023 - 10/27/2023
1466	10/26/2023	Payroll	6841	701	WA PUB EMP & RETIRE SYS	50,084.29	Pay Cycle(s) 10/27/2023 To 10/27/2023 - LEOFF II; Pay Cycle(s) 10/27/2023 To 10/27/2023 - Deferred Comp; Pay Cycle(s) 10/27/2023 To 10/27/2023 - PERS 3; Pay Cycle(s) 10/27/2023 To 10/27/2023 - PERS 2;
						19,242.73	
						72,203.28	
001 General Fund 6841						91,446.01	
						91,446.01	Payroll: 91,446.01

We, the undersigned, do hereby certify that the materials have been furnished, the services rendered or the labor performed as described herein and that the claim is a just, due and unpaid obligation against Benton County Fire District #4, and that we are authorized to authenticate and certify to said claim.

Admin Staff \_\_\_\_\_ Secretary *[Signature]*

Commissioners *[Signature]*, *[Signature]*, \_\_\_\_\_

Approval Date 10/19/2023

# ACCOUNTS PAYABLE PAID

BENTON COUNTY FIRE PROTECTION DISTRICT #4

Time: 15:29:32 Date: 10/18/2023  
Page: 1

10/27/2023 To: 10/27/2023

Accts Pay #	Paid On	Year	Trans	Vendor ID	Vendor	Amount	Memo
<b>13356</b>	<b>10/27/2023</b>	<b>2023</b>	<b>1385</b>	<b>690</b>	<b>BPAS</b>	<b>6,250.00</b>	<b>HRA BENEFITS</b>
522 12 20 04	HRA Benefits			001 000 522	General Fund 6841	500.00	HRA BENEFITS
522 21 20 04	HRA Benefits			001 000 522	General Fund 6841	5,750.00	HRA BENEFITS
<hr/>							
<b>13387</b>	<b>10/27/2023</b>	<b>2023</b>	<b>1386</b>	<b>1018</b>	<b>CASCADE FIRE PROTECTION CO</b>	<b>1,648.00</b>	<b>STA420 SPRINKLER INSP/TESTING</b>
522 50 48 00	Repair & Maint. - Facilities			001 000 522	General Fund 6841	1,648.00	SPRINKLER INSP/TESTING
<hr/>							
<b>13360</b>	<b>10/27/2023</b>	<b>2023</b>	<b>1387</b>	<b>481</b>	<b>CHARTER COMMUNICATIONS</b>	<b>469.93</b>	<b>STA410/420 INTERNET</b>
522 12 41 00	Contract Services			001 000 522	General Fund 6841	469.93	STA410/420 INTERNET
<hr/>							
<b>13359</b>	<b>10/27/2023</b>	<b>2023</b>	<b>1388</b>	<b>281</b>	<b>CITY OF RICHLAND</b>	<b>7,960.58</b>	<b>DISPATCH SERVICES</b>
522 24 41 00	Dispatch Services			001 000 522	General Fund 6841	7,960.58	DISPATCH SERVICES
<hr/>							
<b>13357</b>	<b>10/27/2023</b>	<b>2023</b>	<b>1389</b>	<b>376</b>	<b>CITY OF WEST RICHLAND</b>	<b>500.00</b>	<b>PREPAY WATER/SEWER</b>
522 50 47 20	Water/Sewer/Natural Gas			001 000 522	General Fund 6841	500.00	8011 KEENE RD IRR
<hr/>							
<b>13361</b>	<b>10/27/2023</b>	<b>2023</b>	<b>1390</b>	<b>123</b>	<b>FIRE 4 ADVANCED TRAVEL</b>	<b>385.64</b>	<b>WFAS CONF - SUPERAWESOME</b>
522 45 43 01	Travel - Mileage&Air(Admin)			001 000 522	General Fund 6841	188.64	MILEAGE
522 45 43 11	PerDiem & Lodging(Admin)			001 000 522	General Fund 6841	197.00	PER DIEM
<hr/>							
Invoice						385.64	WFAS CONF - SUPERAWESOME
2086							

**ACCOUNTS PAYABLE PAID**

BENTON COUNTY FIRE PROTECTION DISTRICT #4

Time: 15:29:32 Date: 10/18/2023  
Page: 2

10/27/2023 To: 10/27/2023

Accts Pay #	Paid On	Year	Trans	Vendor ID	Vendor	Amount	Memo
<b>13366</b>	<b>10/27/2023</b>	<b>2023</b>	<b>1390</b>	<b>123</b>	<b>FIRE 4 ADVANCED TRAVEL</b>	<b>105.00</b>	<b>PER DIEM - ESTRELLA</b>
	522 45 43 10 PerDiem & Lodging(Operations)	001 000 522	General Fund 6841			105.00	INCIDENT SAFETY
	Invoice						
	2087				105.00		PER DIEM - ESTRELLA
<b>13358</b>	<b>10/27/2023</b>	<b>2023</b>	<b>1383</b>	<b>704</b>	<b>FIRE 4 CHECKING ACCOUNT</b>	<b>350.00</b>	<b>BOND FEE</b>
	592 22 89 21 Debt Service Cost	201 000 591	EMS Bond Fund 684			350.00	BOND FEE
	Invoice						
	1313				350.00		BOND FEE
<b>13362</b>	<b>10/27/2023</b>	<b>2023</b>	<b>1391</b>	<b>831</b>	<b>HOME DEPOT</b>	<b>266.54</b>	<b>TRNG &amp; FAC SUPPLIES</b>
	522 45 35 00 Tools & Equipment - Training	001 000 522	General Fund 6841		189.45		TRAINING SUPPLIES
	522 50 35 00 Tools & Equipment - Facilities	001 000 522	General Fund 6841		77.09		FACILITIES SUPPLIES
	Invoice						
	9030199				39.06		TRNG SUPPLIES
	6624500				109.37		TRNG & FAC SUPPLIES
	5624562				118.11		TRNG SUPPLIES
<b>13364</b>	<b>10/27/2023</b>	<b>2023</b>	<b>1392</b>	<b>1014</b>	<b>IGT CONSTRUCTION, INC</b>	<b>7,959.75</b>	<b>STA 430 REPAIRS - BROKEN LINE, PIPES, VALVES</b>
	522 50 48 00 Repair & Maint. - Facilities	001 000 522	General Fund 6841		7,959.75		STA 430 REPAIRS
	Invoice						
	3044				7,959.75		STA 430 REPAIRS - BROKEN LINE, PIPES, VALVES
<b>13367</b>	<b>10/27/2023</b>	<b>2023</b>	<b>1392</b>	<b>1014</b>	<b>IGT CONSTRUCTION, INC</b>	<b>4,066.25</b>	<b>STA410 LANDSCAPE, 1/2 DOWN PAYMENT</b>
	522 50 48 00 Repair & Maint. - Facilities	001 000 522	General Fund 6841		4,066.25		STA410 LANDSCAPING
	Invoice						
	E2114				4,066.25		STA410 LANDSCAPE, 1/2 DOWN PAYMENT
<b>13363</b>	<b>10/27/2023</b>	<b>2023</b>	<b>1393</b>	<b>876</b>	<b>ISOOUTSOURCE</b>	<b>1,496.20</b>	<b>MONITORING</b>
	522 12 41 00 Contract Services	001 000 522	General Fund 6841		1,496.20		MONITORING
	Invoice						
	CW286782				1,496.20		MONITORING

# ACCOUNTS PAYABLE PAID

BENTON COUNTY FIRE PROTECTION DISTRICT #4

Time: 15:29:32 Date: 10/18/2023  
Page: 3

10/27/2023 To: 10/27/2023

Accts Pay #	Paid On	Year	Trans	Vendor ID	Vendor	Amount	Memo
<b>13368</b>	<b>10/27/2023</b>	<b>2023</b>	<b>1393</b>	<b>876</b>	<b>ISOUSOURCE</b>	<b>5,000.00</b>	<b>BLOCK SUPPORT</b>
	522 12 41 00	Contract Services		001 000 522	General Fund 6841	5,000.00	BLOCK SUPPORT
<hr/>							
<b>13370</b>	<b>10/27/2023</b>	<b>2023</b>	<b>1394</b>	<b>187</b>	<b>LIFE ASSIST</b>	<b>1,722.79</b>	<b>EMS SUPPLIES</b>
	522 70 31 00	Expendable Supplies - EMS		001 000 522	General Fund 6841	1,722.79	EMS SUPPLIES
<hr/>							
<b>13365</b>	<b>10/27/2023</b>	<b>2023</b>	<b>1395</b>	<b>189</b>	<b>LIZ LOOMIS EASL, INC</b>	<b>6,000.00</b>	<b>COMMUNICATION</b>
	522 13 41 00	Levy Publication Services		001 000 522	General Fund 6841	6,000.00	COMMUNICATION
<hr/>							
<b>13369</b>	<b>10/27/2023</b>	<b>2023</b>	<b>1396</b>	<b>182</b>	<b>LN CURTIS &amp; SONS</b>	<b>4,820.85</b>	<b>COUPLED HOSE</b>
	522 21 35 11	Hose Replacement		001 000 522	General Fund 6841	4,820.85	COUPLED HOSE
<hr/>							
<b>13372</b>	<b>10/27/2023</b>	<b>2023</b>	<b>1397</b>	<b>535</b>	<b>O'REILLY AUTO PARTS</b>	<b>50.65</b>	<b>WIPER BLADES/FLUID, CHARGER</b>
	522 60 31 00	Expendable Supplies - Automot		001 000 522	General Fund 6841	50.65	WIPER BLADES/FLUID
<hr/>							
<b>13371</b>	<b>10/27/2023</b>	<b>2023</b>	<b>1398</b>	<b>702</b>	<b>ON SCENE MEDICAL</b>	<b>2,937.00</b>	<b>PHYSICALS</b>
	522 20 24 10	Physicals/Innoculation		001 000 522	General Fund 6841	2,937.00	PHYSICALS
<hr/>							
						2,937.00	PHYSICALS

**ACCOUNTS PAYABLE PAID**

BENTON COUNTY FIRE PROTECTION DISTRICT #4

Time: 15:29:32 Date: 10/18/2023  
Page: 4

10/27/2023 To: 10/27/2023

Accts Pay #	Paid On	Year	Trans	Vendor ID	Vendor	Amount	Memo
<b>13374</b>	<b>10/27/2023</b>	<b>2023</b>	<b>1399</b>	<b>242</b>	<b>OXARC</b>	<b>331.43</b>	<b>O2/CYLINDER RENTAL</b>
	522 70 31 00	Expendable Supplies - EMS	001 000 522	General Fund 6841		331.43	O2/CYLINDER RENTAL
Invoice							
	31900403					89.23	O2
	31905161					93.28	O2
	31910001					23.66	O2
	31910595					111.89	O2
	61568879					13.37	CYLINDER RENTAL
<b>13373</b>	<b>10/27/2023</b>	<b>2023</b>	<b>1400</b>	<b>970</b>	<b>QUALITY SIGNS</b>	<b>53,983.57</b>	<b>DOWN PAYMENT FOR STA410 MONUMENT SIGN</b>
	522 50 48 00	Repair & Maint. - Facilities	001 000 522	General Fund 6841		53,983.57	MONUMENT SIGN
Invoice							
	7149					53,983.57	DOWN PAYMENT FOR STA410 MONUMENT SIGN
<b>13375</b>	<b>10/27/2023</b>	<b>2023</b>	<b>1401</b>	<b>833</b>	<b>RINGOLDE</b>	<b>746.38</b>	<b>CINCH BAGS (200)</b>
	522 30 31 00	Expendable Supplies-Preventior	001 000 522	General Fund 6841		746.38	CINCH BAGS (200)
Invoice							
	6372					746.38	CINCH BAGS (200)
<b>13376</b>	<b>10/27/2023</b>	<b>2023</b>	<b>1402</b>	<b>293</b>	<b>SEA WESTERN</b>	<b>321.49</b>	<b>TRI-CERT PANTS</b>
	522 20 28 00	Uniforms (All Non-PPE)	001 000 522	General Fund 6841		321.49	TRI-CERT PANTS
Invoice							
	26704					321.49	TRI-CERT PANTS
<b>13377</b>	<b>10/27/2023</b>	<b>2023</b>	<b>1403</b>	<b>625</b>	<b>STERICYCLE</b>	<b>30.00</b>	<b>EMS WASTE DISPOSAL</b>
	522 70 41 10	Contract Services - EMS	001 000 522	General Fund 6841		30.00	EMS WASTE DISPOSAL
Invoice							
	8004719918					30.00	EMS WASTE DISPOSAL
<b>13378</b>	<b>10/27/2023</b>	<b>2023</b>	<b>1384</b>	<b>680</b>	<b>SYSTEM DESIGN WEST</b>	<b>1,896.24</b>	<b>EMS (SEPT) BILLING</b>
	522 70 41 00	Ambulance Billing Service Fee	110 000 522	EMS Fund 6848		1,896.24	EMS (SEPT) BILLING
Invoice							

# ACCOUNTS PAYABLE PAID

BENTON COUNTY FIRE PROTECTION DISTRICT #4

Time: 15:29:32 Date: 10/18/2023  
Page: 5

10/27/2023 To: 10/27/2023

Accs Pay #	Paid On	Year	Trans	Vendor ID	Vendor	Amount	Memo
				20231976		1,896.24	EMS (SEPT) BILLING
<b>13389</b>	<b>10/27/2023</b>	<b>2023</b>	<b>1404</b>	<b>729</b>	<b>TOTAL ENERGY MANAGEMENT</b>	<b>698.40</b>	<b>STA420 FILTER CHG &amp; INSPECTIONS</b>
	522 50 48 00			Repair & Maint. - Facilities	001 000 522 General Fund 6841	698.40	FILTER CHANGES/INSPECTIONS
Invoice							
				115956		698.40	STA420 FILTER CHG & INSPECTIONS
<b>13388</b>	<b>10/27/2023</b>	<b>2023</b>	<b>1404</b>	<b>729</b>	<b>TOTAL ENERGY MANAGEMENT</b>	<b>2,969.55</b>	<b>STA430 SEMI-ANNUAL INSP &amp; FILTER REPLACEMENT</b>
	522 50 48 00			Repair & Maint. - Facilities	001 000 522 General Fund 6841	2,969.55	INSPECTION & FILTER
Invoice							
				121816		2,969.55	STA430 SEMI-ANNUAL INSP & FILTER REPLACEMENT
<b>13379</b>	<b>10/27/2023</b>	<b>2023</b>	<b>1405</b>	<b>475</b>	<b>US BANK</b>	<b>610.85</b>	<b>VISA-BORSCHOWA</b>
	522 12 41 00			Contract Services	001 000 522 General Fund 6841	1,008.29	O365 SUBSCRIPTIONS
	522 45 43 23			Registration Fees(EMS)	001 000 522 General Fund 6841	-688.00	CANCEL REGISTRATION
	522 50 31 00			Expendable Supplies -Facilities	001 000 522 General Fund 6841	146.29	BATTERIES, RELECTIVE #S
	522 70 31 00			Expendable Supplies - EMS	001 000 522 General Fund 6841	144.27	HOOKS, VINYL TAGS
Invoice							
				BORS-10092023		1,298.85	VISA-BORSCHOWA
<b>13380</b>	<b>10/27/2023</b>	<b>2023</b>	<b>1405</b>	<b>475</b>	<b>US BANK</b>	<b>489.56</b>	<b>VISA-BRADLEY</b>
	522 12 31 00			Expendable Office Supplies	001 000 522 General Fund 6841	40.00	USED WRONG CARD
	522 12 48 20			WebPage Maintenance	001 000 522 General Fund 6841	4.66	WEBSITE SERVICES
	522 45 43 10			PerDiem & Lodging(Operations)	001 000 522 General Fund 6841	86.97	INCIDENT SAFETY - ESTRELLA
	522 45 43 11			PerDiem & Lodging(Admin)	001 000 522 General Fund 6841	357.93	WFAS - SUPERAWESOME
Invoice							
				BRAD-10092023		489.56	VISA-BRADLEY
<b>13381</b>	<b>10/27/2023</b>	<b>2023</b>	<b>1405</b>	<b>475</b>	<b>US BANK</b>	<b>74.35</b>	<b>VISA-CARLYLE</b>
	522 24 31 00			Expendable Supplies - Radios	001 000 522 General Fund 6841	44.87	BATTERIES
	594 22 62 00			Capital Building	001 000 594 General Fund 6841	29.48	CLOCKS
Invoice							
				CARL-10092023		74.35	VISA-CARLYLE



# ACCOUNTS PAYABLE PAID

BENTON COUNTY FIRE PROTECTION DISTRICT #4

Time: 15:29:32 Date: 10/18/2023  
Page: 6

10/27/2023 To: 10/27/2023

Accts Pay #	Paid On	Year	Trans	Vendor ID	Vendor	Amount	Memo
<b>13382</b>	<b>10/27/2023</b>	<b>2023</b>	<b>1405</b>	<b>475</b>	<b>US BANK</b>	<b>1,823.87</b>	<b>VISA-HARPER</b>
522 30 31 00	Expendable Supplies-Preventior	001 000 522	General Fund 6841			196.91	PAMPHLET STAND, HELMETS
522 30 31 00	Expendable Supplies-Preventior	001 000 522	General Fund 6841			101.96	KIDS FF HELMETS
522 45 43 24	Registration Fees(Safety)	001 000 522	General Fund 6841			1,525.00	FDSEA REGISTRATION
Invoice							
HARP-10092023						1,823.87	VISA-HARPER
<b>13383</b>	<b>10/27/2023</b>	<b>2023</b>	<b>1405</b>	<b>475</b>	<b>US BANK</b>	<b>638.37</b>	<b>VISA-BENITZ</b>
522 45 31 00	Expendable Supplies - Training	001 000 522	General Fund 6841			280.80	INSTRUCTOR & HAZMAT BOOK
522 45 35 00	Tools & Equipment - Training	001 000 522	General Fund 6841			14.07	STAPLES FOR TRNG PROP
594 22 63 00	Capital Apparatus And Equipme	001 000 594	General Fund 6841			343.50	FORKLIFT RENTAL FOR TRNG PROP
Invoice							
BENI-10092023						638.37	VISA-BENITZ
<b>13385</b>	<b>10/27/2023</b>	<b>2023</b>	<b>1406</b>	<b>974</b>	<b>VITAL RECORDS CONTROL</b>	<b>153.47</b>	<b>MONTHLY STORAGE FEE</b>
522 12 41 00	Contract Services	001 000 522	General Fund 6841			153.47	MONTHLY STORAGE FEE
Invoice							
3809933						153.47	MONTHLY STORAGE FEE
<b>13384</b>	<b>10/27/2023</b>	<b>2023</b>	<b>1407</b>	<b>394</b>	<b>YOKE'S FOODS</b>	<b>10.40</b>	<b>POSTAGE</b>
522 12 42 40	Postage	001 000 522	General Fund 6841			10.40	POSTAGE
Invoice							
11117219						10.40	POSTAGE
Total:						116,767.11	
Fund							
001 General Fund 6841						114,520.87	
110 EMS Fund 6848						1,896.24	
201 EMS Bond Fund 6842						350.00	

**ACCOUNTS PAYABLE PAID**

BENTON COUNTY FIRE PROTECTION DISTRICT #4

Time: 15:29:32 Date: 10/18/2023  
Page: 7

10/27/2023 To: 10/27/2023

Accts Pay #	Paid On	Year	Trans	Vendor ID	Vendor	Amount	Memo
-------------	---------	------	-------	-----------	--------	--------	------

We, the undersigned, do hereby certify that the materials have been furnished, the services rendered or the labor performed as described herein and that the claim is a just, due and unpaid obligation against Benton County Fire District #4, and that we are authorized to authenticate and certify to said claim.

## 2023 BUDGET POSITION

BENTON COUNTY FIRE PROTECTION DISTRICT

Time: 15:29:46 Date: 10/18/2023

Page: 1

001 General Fund 6841 01/01/2023 To: 12/31/2023

Revenues	Amt Budgeted	Revenues	Remaining	
----------	--------------	----------	-----------	--

### 308 Beginning Balances

308 91 00 00	Beginning Balance	2,910,506.94	2,910,506.94	0.00	100.0%
<b>308 Beginning Balances</b>		<b>2,910,506.94</b>	<b>2,910,506.94</b>	<b>0.00</b>	<b>100.0%</b>

### 310 Taxes

311 10 00 01	Property Tax	4,020,000.00	2,232,394.33	1,787,605.67	55.5%
337 20 00 01	Leasehold Tax	30,000.00	26,073.17	3,926.83	86.9%
<b>310 Taxes</b>		<b>4,050,000.00</b>	<b>2,258,467.50</b>	<b>1,791,532.50</b>	<b>55.8%</b>

### 330 Intergovernmental Revenues

331 15 22 81	U.S. Fish & Wildlife Grant	0.00	0.00	0.00	0.0%
331 97 04 40	AFG GRANT	0.00	0.00	0.00	0.0%
331 97 08 34	SAFER Grant	0.00	0.00	0.00	0.0%
333 97 00 01	Federal Indirect Grant From Department Of Homeland Security	0.00	0.00	0.00	0.0%
334 01 30 02	WSP-FF Training	1,000.00	0.00	1,000.00	0.0%
334 04 90 01	State Trauma Grant	1,200.00	554.00	646.00	46.2%
334 04 90 05	FIIRE Grant- Dept of L&I	0.00	0.00	0.00	0.0%
334 06 90 04	BVFF Physical Reimb.	1,000.00	0.00	1,000.00	0.0%
335 00 91 01	Energy NW Generation T	32,000.00	37,557.95	(5,557.95)	117.4%
337 97 04 40	AFG COST SHARE	0.00	0.00	0.00	0.0%
<b>330 Intergovernmental Revenues</b>		<b>35,200.00</b>	<b>38,111.95</b>	<b>(2,911.95)</b>	<b>108.3%</b>

### 340 Charges For Services

341 70 00 05	Resale/Supply Merchandise	0.00	0.00	0.00	0.0%
342 21 00 01	Fire Services, State	39,000.00	20,233.02	18,766.98	51.9%
342 21 00 02	Fire Services, Federal	0.00	0.00	0.00	0.0%
342 21 00 03	Fire Services, Schools	2,300.00	0.00	2,300.00	0.0%
342 21 00 04	Private Fire Service-Other	0.00	0.00	0.00	0.0%
342 21 00 09	Fire Services, W Rhld	0.00	0.00	0.00	0.0%
<b>340 Charges For Services</b>		<b>41,300.00</b>	<b>20,233.02</b>	<b>21,066.98</b>	<b>49.0%</b>

### 350 Fines & Forfeitures

359 90 00 01	Fines And Penalties	0.00	0.00	0.00	0.0%
<b>350 Fines &amp; Forfeitures</b>		<b>0.00</b>	<b>0.00</b>	<b>0.00</b>	<b>0.0%</b>

### 360 Investment Interest

361 11 00 01	Investment Interest	10,000.00	28,052.85	(18,052.85)	280.5%
362 53 00 00	BUILDING RENTAL	0.00	175.00	(175.00)	0.0%
367 11 00 08	Contributions/Donation	0.00	2,160.00	(2,160.00)	0.0%
369 10 05 01	Sale Of Scrap & Junk	0.00	0.00	0.00	0.0%
369 40 00 02	Judgements And Settlements	0.00	0.00	0.00	0.0%
369 91 00 00	Other Miscellaneous Revenue	2,000.00	3,639.07	(1,639.07)	182.0%
<b>360 Investment Interest</b>		<b>12,000.00</b>	<b>34,026.92</b>	<b>(22,026.92)</b>	<b>283.6%</b>

## 2023 BUDGET POSITION

BENTON COUNTY FIRE PROTECTION DISTRICT

Time: 15:29:46 Date: 10/18/2023

Page: 2

001 General Fund 6841

01/01/2023 To: 12/31/2023

Revenues	Amt Budgeted	Revenues	Remaining	
<b>380 Non Revenues</b>				
389 00 00 01    Suspense- To Be Reclassified	0.00	0.00	0.00	0.0%
389 50 68 04    Refund/Reimbursement	0.00	0.00	0.00	0.0%
380 Non Revenues	0.00	0.00	0.00	0.0%
<b>390 Other Revenues</b>				
395 10 00 02    Sale Of Fixed Assets	0.00	0.00	0.00	0.0%
395 20 00 01    Comp For Loss Of Assets	0.00	0.00	0.00	0.0%
398 10 00 01    INSURANCE REIMB/CLAIM	0.00	0.00	0.00	0.0%
390 Other Revenues	0.00	0.00	0.00	0.0%
<b>397 Interfund Transfers</b>				
397 00 00 01    Transfer In	0.00	0.00	0.00	0.0%
397 00 00 10    Transfer In From 110	1,420,000.00	0.00	1,420,000.00	0.0%
397 00 01 06    Transfer In From 601	0.00	0.00	0.00	0.0%
397 00 01 07    Transfer In From 107	0.00	0.00	0.00	0.0%
397 00 02 01    Transfer In From 202	0.00	0.00	0.00	0.0%
397 00 05 01    Transfer In From 501	0.00	0.00	0.00	0.0%
397 Interfund Transfers	1,420,000.00	0.00	1,420,000.00	0.0%
<b>Fund Revenues:</b>	<b>8,469,006.94</b>	<b>5,261,346.33</b>	<b>3,207,660.61</b>	<b>62.1%</b>
Expenditures	Amt Budgeted	Expenditures	Remaining	
<b>522 Fire Control</b>				
522 15 40 00    ADVANCED TRAVEL	0.00	2,000.00	(2,000.00)	0.0%
000	0.00	2,000.00	(2,000.00)	0.0%
522 11 10 10    Salary - Comm 1 (Van Beek)	9,000.00	3,328.00	5,672.00	37.0%
522 11 10 20    Salary-Comm 2 (Goodwin)	9,000.00	5,504.00	3,496.00	61.2%
522 11 10 30    Salary-Comm 3 (Brink)	9,000.00	5,504.00	3,496.00	61.2%
522 11 20 10    Benefits - Comm 1 (Van Beek)	1,000.00	259.73	740.27	26.0%
522 11 20 20    Benefits - Comm 2 (Goodwin)	1,000.00	429.71	570.29	43.0%
522 11 20 30    Benefits - Comm 3 (Brink)	1,000.00	458.66	541.34	45.9%
522 11 31 00    Expendable Supplies- Legislative	0.00	0.00	0.00	0.0%
522 11 43 00    Travel-Mileage & Airfare	2,000.00	786.13	1,213.87	39.3%
522 11 43 30    Travel - Per Diem & Lodging	5,100.00	1,765.76	3,334.24	34.6%
522 11 43 31    Registration Fees	3,300.00	1,035.00	2,265.00	31.4%
011 Legislative	40,400.00	19,070.99	21,329.01	47.2%
522 12 10 10    Salary - Administration	346,440.00	253,186.59	93,253.41	73.1%
522 12 10 60    Overtime - Administrative	10,000.00	5,810.33	4,189.67	58.1%
522 12 10 70    Temporary Employees	0.00	0.00	0.00	0.0%
522 12 20 04    HRA Benefits	6,000.00	5,000.00	1,000.00	83.3%
522 12 20 10    Benefits - Administrative	57,000.00	43,736.09	13,263.91	76.7%
522 12 20 60    Benefits - OT Administration	2,000.00	1,409.45	590.55	70.5%
522 12 20 70    Benefits - Temporary Employees	0.00	0.00	0.00	0.0%
522 12 24 20    Volunteer Pension & Relief Fund	6,600.00	420.00	6,180.00	6.4%
522 12 29 20    Volunteer Recognition	4,000.00	2,152.83	1,847.17	53.8%

## 2023 BUDGET POSITION

BENTON COUNTY FIRE PROTECTION DISTRICT

Time: 15:29:46 Date: 10/18/2023

Page: 3

001 General Fund 6841

01/01/2023 To: 12/31/2023

Expenditures	Amt Budgeted	Expenditures	Remaining	
<b>522 Fire Control</b>				
522 12 29 30	Volunteer Association	3,500.00	3,484.00	16.00 99.5%
522 12 31 00	Expendable Office Supplies	3,750.00	2,391.47	1,358.53 63.8%
522 12 31 10	Computer Software	9,000.00	866.28	8,133.72 9.6%
522 12 35 00	Office Tools & Equipment	4,000.00	1,020.01	2,979.99 25.5%
522 12 35 10	Office Computer Equipment	23,000.00	18,321.25	4,678.75 79.7%
522 12 41 00	Contract Services	96,000.00	101,507.32	(5,507.32) 105.7%
522 12 41 02	Contract For Union Negotiation	0.00	0.00	0.00 0.0%
522 12 41 10	Financial Services Contract(SPRINGBROOK)	25,000.00	23,493.10	1,506.90 94.0%
522 12 41 20	Professional Services	80,000.00	0.00	80,000.00 0.0%
522 12 42 00	Phone Service	12,000.00	11,886.39	113.61 99.1%
522 12 42 10	Cellular Phone Service	14,500.00	8,302.03	6,197.97 57.3%
522 12 42 40	Postage	1,500.00	515.61	984.39 34.4%
522 12 44 00	Advertising/Notices/Recruiting	9,000.00	1,183.00	7,817.00 13.1%
522 12 45 00	Equipment Lease/Maint	10,200.00	5,818.46	4,381.54 57.0%
522 12 46 00	District Insurance	92,000.00	104,421.00	(12,421.00) 113.5%
522 12 48 00	Repair & Maint. - Office Equip	0.00	0.00	0.00 0.0%
522 12 48 20	WebPage Maintenance	500.00	768.09	(268.09) 153.6%
522 12 49 00	Memberships/Dues	16,000.00	11,919.58	4,080.42 74.5%
522 12 49 10	Taxes And Irrigation Fees	100.00	108.08	(8.08) 108.1%
522 12 49 20	State Auditor	11,000.00	0.00	11,000.00 0.0%
<b>012 Administrative</b>		<b>843,090.00</b>	<b>607,720.96</b>	<b>235,369.04 72.1%</b>
522 13 41 00	Levy Publication Services	72,000.00	60,969.33	11,030.67 84.7%
522 13 48 20	Outside Services	0.00	0.00	0.00 0.0%
522 13 49 00	Commissioner Elections	10,000.00	0.00	10,000.00 0.0%
<b>013 Election</b>		<b>82,000.00</b>	<b>60,969.33</b>	<b>21,030.67 74.4%</b>
522 14 41 00	Legal Services	12,000.00	7,052.00	4,948.00 58.8%
<b>014 Legal</b>		<b>12,000.00</b>	<b>7,052.00</b>	<b>4,948.00 58.8%</b>
522 20 10 10	Mobilization Wages	30,000.00	46,066.80	(16,066.80) 153.6%
522 20 20 10	Mobilization Benefits	9,000.00	9,845.71	(845.71) 109.4%
522 20 24 10	Physicals/Innoculation	63,000.00	46,171.00	16,829.00 73.3%
522 20 28 00	Uniforms (All Non-PPE)	30,000.00	25,239.62	4,760.38 84.1%
522 20 31 00	Expendable Incident Supplies	500.00	191.40	308.60 38.3%
522 20 35 00	Tools & Equipment	11,500.00	8,959.72	2,540.28 77.9%
522 20 35 20	Physical Eval Equipment	0.00	0.00	0.00 0.0%
522 20 41 00	Assessment Fees	6,000.00	0.00	6,000.00 0.0%
522 20 48 00	Uniform Maintenance	1,000.00	52.27	947.73 5.2%
<b>020 Operations</b>		<b>151,000.00</b>	<b>136,526.52</b>	<b>14,473.48 90.4%</b>
522 21 10 10	Salary - Firefighters	2,382,088.00	1,754,461.52	627,626.48 73.7%
522 21 10 71	Overtime - Firefighters	260,000.00	191,753.25	68,246.75 73.8%
522 21 10 80	Resident Reimbursement	120,000.00	45,285.00	74,715.00 37.7%
522 21 10 90	Volunteer Reimbursement	66,000.00	48,455.00	17,545.00 73.4%
522 21 20 04	HRA Benefits	69,000.00	54,500.00	14,500.00 79.0%
522 21 20 10	Benefits - Firefighters	681,260.00	496,132.87	185,127.13 72.8%
522 21 20 71	Benefits - Overtime FF	67,600.00	45,928.12	21,671.88 67.9%
522 21 20 80	Benefits - Resident Reimbursement	6,000.00	3,464.39	2,535.61 57.7%
522 21 20 90	Benefits - Volunteer	6,000.00	3,722.69	2,277.31 62.0%
522 21 28 20	PPE - Protective Clothing	70,000.00	11,286.05	58,713.95 16.1%
522 21 31 00	Expendable Supplies - Suppression	0.00	1,447.85	(1,447.85) 0.0%

## 2023 BUDGET POSITION

BENTON COUNTY FIRE PROTECTION DISTRIK

Time: 15:29:46 Date: 10/18/2023

Page: 4

001 General Fund 6841

01/01/2023 To: 12/31/2023

Expenditures	Amt Budgeted	Expenditures	Remaining	
<b>522 Fire Control</b>				
522 21 31 10	Supplies - Support Service	4,000.00	2,740.14	1,259.86 68.5%
522 21 35 10	Tools & Equipment -Suppression	5,000.00	4,366.69	633.31 87.3%
522 21 35 11	Hose Replacement	10,500.00	7,800.25	2,699.75 74.3%
522 21 35 12	Nozzle Replacement	8,700.00	6,666.87	2,033.13 76.6%
522 21 35 13	Tools - Support Service	5,000.00	0.00	5,000.00 0.0%
522 21 41 00	Professional Services	12,000.00	6,767.99	5,232.01 56.4%
522 21 48 00	Equipment Repair & Maint	1,550.00	2,137.92	(587.92) 137.9%
522 21 48 10	Fire Extinguisher Maint	1,600.00	0.00	1,600.00 0.0%
522 21 48 80	SCBA Air Compressor	1,000.00	160.88	839.12 16.1%
522 21 48 90	SCBA Repair/Maintenance	2,000.00	762.52	1,237.48 38.1%
<b>021 Suppression</b>		<b>3,779,298.00</b>	<b>2,687,840.00</b>	<b>1,091,458.00 71.1%</b>
522 24 31 00	Expendable Supplies - Radios	500.00	312.52	187.48 62.5%
522 24 35 00	Non-Expendable Supplies - Radios	70,000.00	58,800.12	11,199.88 84.0%
522 24 41 00	Dispatch Services	90,000.00	79,605.80	10,394.20 88.5%
522 24 41 10	VHF Maintenance Fee	16,799.30	0.00	16,799.30 0.0%
522 24 48 00	Repair & Maintenance - Radios	5,000.00	101.83	4,898.17 2.0%
<b>024 Communications</b>		<b>182,299.30</b>	<b>138,820.27</b>	<b>43,479.03 76.1%</b>
522 30 31 00	Expendable Supplies-Prevention	10,000.00	1,671.23	8,328.77 16.7%
522 30 31 10	Smoke Alarm Program	1,000.00	0.00	1,000.00 0.0%
522 30 35 00	Tools & Equipment - Prevention	1,500.00	88.94	1,411.06 5.9%
522 30 48 00	Repair & Maintenance - Prevention	0.00	0.00	0.00 0.0%
522 30 48 10	Newsletter/Education Flyers	100.00	0.00	100.00 0.0%
<b>030 Public Information</b>		<b>12,600.00</b>	<b>1,760.17</b>	<b>10,839.83 14.0%</b>
522 45 31 00	Expendable Supplies - Training	6,000.00	3,108.99	2,891.01 51.8%
522 45 31 10	Training Computer Software	12,500.00	19,104.08	(6,604.08) 152.8%
522 45 35 00	Tools & Equipment - Training	2,800.00	2,208.21	591.79 78.9%
522 45 35 10	Equipment- Wellness Program	0.00	0.00	0.00 0.0%
522 45 41 00	Professional Service	1,500.00	0.00	1,500.00 0.0%
522 45 43 00	Travel - Mileage & Air(Operations)	3,500.00	573.90	2,926.10 16.4%
522 45 43 01	Travel - Mileage&Air(Admin)	2,400.00	188.64	2,211.36 7.9%
522 45 43 02	Travel - Mileage&Air(Automotive)	0.00	0.00	0.00 0.0%
522 45 43 03	Travel - Mileage&Air(EMS)	6,500.00	104.62	6,395.38 1.6%
522 45 43 04	Travel -Mileage&Air(Safety)	1,200.00	50.00	1,150.00 4.2%
522 45 43 10	PerDiem & Lodging(Operations)	11,000.00	7,222.37	3,777.63 65.7%
522 45 43 11	PerDiem & Lodging(Admin)	6,800.00	2,690.64	4,109.36 39.6%
522 45 43 12	PerDiem & Lodging(Automotive)	0.00	0.00	0.00 0.0%
522 45 43 13	PerDiem & Lodging(EMS)	8,000.00	2,065.40	5,934.60 25.8%
522 45 43 14	PerDiem & Lodging(Safety)	2,500.00	452.90	2,047.10 18.1%
522 45 43 20	Registration Fees(Operations)	67,000.00	24,201.10	42,798.90 36.1%
522 45 43 21	Registration Fees(Admin)	3,500.00	2,610.00	890.00 74.6%
522 45 43 22	Registration Fees(Automotive)	0.00	0.00	0.00 0.0%
522 45 43 23	Registration Fees(EMS)	7,500.00	1,074.66	6,425.34 14.3%
522 45 43 24	Registration Fees(Safety)	2,000.00	1,525.00	475.00 76.3%
522 45 43 30	Tuition Reimbursement	12,000.00	0.00	12,000.00 0.0%
522 45 43 98	Career Tuition	10,000.00	1,753.06	8,246.94 17.5%
522 45 43 99	Article 32 MED EMS Training	34,500.00	0.00	34,500.00 0.0%
522 45 48 00	Repair And Maintenance	0.00	0.00	0.00 0.0%
<b>045 Training</b>		<b>201,200.00</b>	<b>68,933.57</b>	<b>132,266.43 34.3%</b>

## 2023 BUDGET POSITION

BENTON COUNTY FIRE PROTECTION DISTRICT

Time: 15:29:46 Date: 10/18/2023

Page: 5

001 General Fund 6841		01/01/2023 To: 12/31/2023			
Expenditures	Amt Budgeted	Expenditures	Remaining		
<b>522 Fire Control</b>					
522 50 31 00	Expendable Supplies -Facilities	3,500.00	9,150.75	(5,650.75)	261.5%
522 50 35 00	Tools & Equipment - Facilities	7,000.00	7,607.33	(607.33)	108.7%
522 50 41 00	Professional Services	0.00	0.00	0.00	0.0%
522 50 45 00	Lease-Sta 410	5,000.00	4,767.63	232.37	95.4%
522 50 47 10	Electricity	38,000.00	29,202.31	8,797.69	76.8%
522 50 47 20	Water/Sewer/Natural Gas	20,000.00	10,258.16	9,741.84	51.3%
522 50 48 00	Repair & Maint. - Facilities	30,000.00	145,485.25	(115,485.25)	485.0%
<b>050 Facilities</b>		<b>103,500.00</b>	<b>206,471.43</b>	<b>(102,971.43)</b>	<b>199.5%</b>
522 60 31 00	Expendable Supplies - Automotive	6,600.00	3,568.42	3,031.58	54.1%
522 60 32 00	Fuels	55,000.00	34,161.18	20,838.82	62.1%
522 60 35 00	Tools, Equipment & Parts - Automotive	2,050.00	3,561.86	(1,511.86)	173.7%
522 60 48 00	3rd party repair & Maint. - Automotive	97,500.00	104,217.70	(6,717.70)	106.9%
<b>060 Automotive</b>		<b>161,150.00</b>	<b>145,509.16</b>	<b>15,640.84</b>	<b>90.3%</b>
522 70 31 00	Expendable Supplies - EMS	41,000.00	48,177.77	(7,177.77)	117.5%
522 70 35 00	Small Tools & Minor Equip	8,000.00	0.00	8,000.00	0.0%
522 70 41 02	EMS Assessment Fee	1,500.00	1,374.57	125.43	91.6%
522 70 41 10	Contract Services - EMS	9,500.00	19,094.27	(9,594.27)	201.0%
522 70 48 00	Small Tools- Repairs & Maintenance	0.00	6,605.79	(6,605.79)	0.0%
526 22 31 01	Expendable Supplies - ALS	0.00	0.00	0.00	0.0%
<b>070 EMS</b>		<b>60,000.00</b>	<b>75,252.40</b>	<b>(15,252.40)</b>	<b>125.4%</b>
<b>522 Fire Control</b>		<b>5,628,537.30</b>	<b>4,157,926.80</b>	<b>1,470,610.50</b>	<b>73.9%</b>
<b>588 Prior Period Adjustment</b>					
585 10 00 01	Other Decreases In Net Cash & Investments - Other Costs Allocations	0.00	0.00	0.00	0.0%
<b>588 Prior Period Adjustment</b>		<b>0.00</b>	<b>0.00</b>	<b>0.00</b>	<b>0.0%</b>
<b>589 Payroll Clearing</b>					
589 90 00 00	Payroll Clearing	0.00	(1,028.69)	1,028.69	0.0%
589 90 00 01	Other Non-Expenditures - Suspense	0.00	0.00	0.00	0.0%
<b>589 Payroll Clearing</b>		<b>0.00</b>	<b>(1,028.69)</b>	<b>1,028.69</b>	<b>0.0%</b>
<b>591 Debt Service</b>					
591 22 71 02	Capital Lease Principal	0.00	0.00	0.00	0.0%
592 22 83 02	Capital Lease Interest	0.00	0.00	0.00	0.0%
<b>591 Debt Service</b>		<b>0.00</b>	<b>0.00</b>	<b>0.00</b>	<b>0.0%</b>
<b>594 Capital Expenditures</b>					
594 22 63 01	Capital Equipment - AFG Portion	0.00	0.00	0.00	0.0%
594 22 63 02	Capital Equipment - District Matching Portion	0.00	0.00	0.00	0.0%
<b>000</b>		<b>0.00</b>	<b>0.00</b>	<b>0.00</b>	<b>0.0%</b>

## 2023 BUDGET POSITION

BENTON COUNTY FIRE PROTECTION DISTRICT

Time: 15:29:46 Date: 10/18/2023

Page: 6

001 General Fund 6841

01/01/2023 To: 12/31/2023

Expenditures	Amt Budgeted	Expenditures	Remaining	
<b>594 Capital Expenditures</b>				
594 22 62 00    Capital Building	330,000.00	167,092.35	162,907.65	50.6%
594 22 63 00    Capital Apparatus And Equipment	427,000.00	185,942.50	241,057.50	43.5%
594 22 64 01    Capital Communications	0.00	0.00	0.00	0.0%
022 Capital	757,000.00	353,034.85	403,965.15	46.6%
594 Capital Expenditures	757,000.00	353,034.85	403,965.15	46.6%
<b>597 Interfund Transfers</b>				
597 00 00 01    Transfers Out To 501	0.00	0.00	0.00	0.0%
597 00 01 04    Transfer Out To 104	0.00	0.00	0.00	0.0%
597 00 01 05    Transfer Out	0.00	0.00	0.00	0.0%
597 00 01 07    Transfers-Out To 107	170,000.00	0.00	170,000.00	0.0%
597 00 01 61    Transfer Out To 601	0.00	0.00	0.00	0.0%
597 Interfund Transfers	170,000.00	0.00	170,000.00	0.0%
<b>Fund Expenditures:</b>	<b>6,555,537.30</b>	<b>4,509,932.96</b>	<b>2,045,604.34</b>	<b>68.8%</b>
<b>Fund Excess/(Deficit):</b>	<b>1,913,469.64</b>	<b>751,413.37</b>		



## 2023 BUDGET POSITION

BENTON COUNTY FIRE PROTECTION DISTRICT

Time: 15:29:46 Date: 10/18/2023

Page: 7

099 Imprest Fund

01/01/2023 To: 12/31/2023

	Amt Budgeted	Revenues	Remaining	
<b>308 Beginning Balances</b>				
308 91 00 99    Beginning Balance	0.00	13,500.00	(13,500.00)	0.0%
<b>308 Beginning Balances</b>	<b>0.00</b>	<b>13,500.00</b>	<b>(13,500.00)</b>	<b>0.0%</b>
<b>380 Non Revenues</b>				
388 10 00 99    Prior Period Adjustments	0.00	0.00	0.00	0.0%
<b>380 Non Revenues</b>	<b>0.00</b>	<b>0.00</b>	<b>0.00</b>	<b>0.0%</b>
<b>Fund Revenues:</b>	<b>0.00</b>	<b>13,500.00</b>	<b>(13,500.00)</b>	<b>0.0%</b>
<b>Fund Excess/(Deficit):</b>	<b>0.00</b>	<b>13,500.00</b>		

## 2023 BUDGET POSITION

BENTON COUNTY FIRE PROTECTION DISTRICT

Time: 15:29:46 Date: 10/18/2023

Page: 8

110 EMS Fund 6848 01/01/2023 To: 12/31/2023

Revenues	Amt Budgeted	Revenues	Remaining	
----------	--------------	----------	-----------	--

308 Beginning Balances

308 31 00 11 Beginning Balance	3,016,527.00	3,016,526.90	0.10	100.0%
308 Beginning Balances	3,016,527.00	3,016,526.90	0.10	100.0%

310 Taxes

311 10 00 11 Property Tax	931,890.00	515,004.25	416,885.75	55.3%
310 Taxes	931,890.00	515,004.25	416,885.75	55.3%

330 Intergovernmental Revenues

332 93 40 10 GEMT	300,000.00	111,242.35	188,757.65	37.1%
337 00 00 11 EMSI	0.00	75,000.00	(75,000.00)	0.0%
330 Intergovernmental Revenues	300,000.00	186,242.35	113,757.65	62.1%

340 Charges For Services

342 60 01 10 Ambulance Service	300,000.00	250,844.96	49,155.04	83.6%
340 Charges For Services	300,000.00	250,844.96	49,155.04	83.6%

360 Investment Interest

361 11 00 11 Investment Interest	0.00	32,440.84	(32,440.84)	0.0%
360 Investment Interest	0.00	32,440.84	(32,440.84)	0.0%

**Fund Revenues:**

	<b>4,548,417.00</b>	<b>4,001,059.30</b>	<b>547,357.70</b>	<b>88.0%</b>
--	---------------------	---------------------	-------------------	--------------

Expenditures	Amt Budgeted	Expenditures	Remaining	
--------------	--------------	--------------	-----------	--

522 Fire Control

522 70 35 10 Small Tools And Minor Equipment	0.00	41,681.68	(41,681.68)	0.0%
522 70 41 00 Ambulance Billing Service Fee	0.00	39,652.08	(39,652.08)	0.0%
522 70 41 01 Program Training/Contracts	0.00	6,000.00	(6,000.00)	0.0%
522 70 41 20 Ambulance Over Payment	0.00	1,961.41	(1,961.41)	0.0%
522 70 48 10 Equipment Repairs & Maintenance	3,000.00	0.00	3,000.00	0.0%
522 70 49 00 Other Expenditures	0.00	0.00	0.00	0.0%
522 Fire Control	3,000.00	89,295.17	(86,295.17)	2976.5%

588 Prior Period Adjustment

588 10 00 10 PY Adjustments	0.00	0.00	0.00	0.0%
588 Prior Period Adjustment	0.00	0.00	0.00	0.0%

594 Capital Expenditures

594 22 63 10 Capital Apparatus	0.00	0.00	0.00	0.0%
594 Capital Expenditures	0.00	0.00	0.00	0.0%

## 2023 BUDGET POSITION

BENTON COUNTY FIRE PROTECTION DISTRICT

Time: 15:29:46 Date: 10/18/2023

Page: 9

110 EMS Fund 6848

01/01/2023 To: 12/31/2023

Expenditures	Amt Budgeted	Expenditures	Remaining	
<b>597 Interfund Transfers</b>				
597 00 01 10    Transfer Out To 001	1,420,000.00	0.00	1,420,000.00	0.0%
597 Interfund Transfers	1,420,000.00	0.00	1,420,000.00	0.0%
<b>Fund Expenditures:</b>	<b>1,423,000.00</b>	<b>89,295.17</b>	<b>1,333,704.83</b>	<b>6.3%</b>
<b>Fund Excess/(Deficit):</b>	<b>3,125,417.00</b>	<b>3,911,764.13</b>		

## 2023 BUDGET POSITION

BENTON COUNTY FIRE PROTECTION DISTRICT

Time: 15:29:46 Date: 10/18/2023

Page: 10

201 EMS Bond Fund 6842 01/01/2023 To: 12/31/2023

Revenues	Amt Budgeted	Revenues	Remaining	
<b>308 Beginning Balances</b>				
308 31 00 21 Beginning Balance	169,621.00	169,620.56	0.44	100.0%
308 Beginning Balances	169,621.00	169,620.56	0.44	100.0%
<b>310 Taxes</b>				
311 10 00 21 Property Tax	480,000.00	265,076.61	214,923.39	55.2%
310 Taxes	480,000.00	265,076.61	214,923.39	55.2%
<b>360 Investment Interest</b>				
361 11 00 21 Investment Interest	0.00	2,063.46	(2,063.46)	0.0%
360 Investment Interest	0.00	2,063.46	(2,063.46)	0.0%
<b>380 Non Revenues</b>				
388 80 00 02 Prior Year(s) Corrections	0.00	0.00	0.00	0.0%
380 Non Revenues	0.00	0.00	0.00	0.0%
<b>Fund Revenues:</b>	<b>649,621.00</b>	<b>436,760.63</b>	<b>212,860.37</b>	<b>67.2%</b>
<b>Expenditures</b>				
<b>591 Debt Service</b>				
591 22 71 01 Bond Principal Payment	205,000.00	0.00	205,000.00	0.0%
592 22 83 01 Bond Interest Payment	266,900.00	0.00	266,900.00	0.0%
592 22 89 21 Debt Service Cost	0.00	350.00	(350.00)	0.0%
591 Debt Service	471,900.00	350.00	471,550.00	0.1%
<b>Fund Expenditures:</b>	<b>471,900.00</b>	<b>350.00</b>	<b>471,550.00</b>	<b>0.1%</b>
<b>Fund Excess/(Deficit):</b>	<b>177,721.00</b>	<b>436,410.63</b>		

## 2023 BUDGET POSITION

BENTON COUNTY FIRE PROTECTION DISTRIK

Time: 15:29:46 Date: 10/18/2023

Page: 11

401 Construction Fund 6844 01/01/2023 To: 12/31/2023

Revenues	Amt Budgeted	Revenues	Remaining	
----------	--------------	----------	-----------	--

308 Beginning Balances

308 31 00 41 Beginning Balance	317,904.31	317,904.31	0.00	100.0%
308 Beginning Balances	317,904.31	317,904.31	0.00	100.0%

360 Investment Interest

361 11 00 41 Investment Interest	0.00	3,287.28	(3,287.28)	0.0%
360 Investment Interest	0.00	3,287.28	(3,287.28)	0.0%

380 Non Revenues

388 80 00 04 Prior Year(s) Corrections	0.00	0.00	0.00	0.0%
380 Non Revenues	0.00	0.00	0.00	0.0%

390 Other Revenues

391 10 00 01 Bond Proceeds	0.00	0.00	0.00	0.0%
390 Other Revenues	0.00	0.00	0.00	0.0%

<b>Fund Revenues:</b>	<b>317,904.31</b>	<b>321,191.59</b>	<b>(3,287.28)</b>	<b>101.0%</b>
-----------------------	-------------------	-------------------	-------------------	---------------

Expenditures	Amt Budgeted	Expenditures	Remaining	
--------------	--------------	--------------	-----------	--

591 Debt Service

592 22 89 00 Bond Fees	0.00	0.00	0.00	0.0%
591 Debt Service	0.00	0.00	0.00	0.0%

594 Capital Expenditures

594 22 62 01 Building Upgrade	300,000.00	327,205.94	(27,205.94)	109.1%
594 22 62 04 Capital Apparatus	0.00	0.00	0.00	0.0%
594 Capital Expenditures	300,000.00	327,205.94	(27,205.94)	109.1%

597 Interfund Transfers

597 00 01 01 Transfer Out	0.00	0.00	0.00	0.0%
597 Interfund Transfers	0.00	0.00	0.00	0.0%

<b>Fund Expenditures:</b>	<b>300,000.00</b>	<b>327,205.94</b>	<b>(27,205.94)</b>	<b>109.1%</b>
---------------------------	-------------------	-------------------	--------------------	---------------

<b>Fund Excess/(Deficit):</b>	<b>17,904.31</b>	<b>(6,014.35)</b>	
-------------------------------	------------------	-------------------	--

## 2023 BUDGET POSITION

BENTON COUNTY FIRE PROTECTION DISTRICT

Time: 15:29:46 Date: 10/18/2023

Page: 12

601 Reserve Fund 6846 01/01/2023 To: 12/31/2023

	Amt Budgeted	Revenues	Remaining	
--	--------------	----------	-----------	--

**308 Beginning Balances**

308 91 00 61 Beginning Balance	1,740,188.00	1,740,187.65	0.35	100.0%
308 Beginning Balances	1,740,188.00	1,740,187.65	0.35	100.0%

**360 Investment Interest**

361 11 00 61 Investment Interest	0.00	17,409.65	(17,409.65)	0.0%
360 Investment Interest	0.00	17,409.65	(17,409.65)	0.0%

**380 Non Revenues**

388 80 00 06 Prior Year(s) Corrections	0.00	0.00	0.00	0.0%
380 Non Revenues	0.00	0.00	0.00	0.0%

**390 Other Revenues**

395 10 00 01 Sale Of Fixed Asset	0.00	0.00	0.00	0.0%
390 Other Revenues	0.00	0.00	0.00	0.0%

**397 Interfund Transfers**

397 00 00 07 Transfer In From 001	170,000.00	0.00	170,000.00	0.0%
397 00 01 61 Transfer In From 101	0.00	0.00	0.00	0.0%
397 Interfund Transfers	170,000.00	0.00	170,000.00	0.0%

**Fund Revenues:**

	<b>1,910,188.00</b>	<b>1,757,597.30</b>	<b>152,590.70</b>	<b>92.0%</b>
--	---------------------	---------------------	-------------------	--------------

	Amt Budgeted	Expenditures	Remaining	
--	--------------	--------------	-----------	--

**522 Fire Control**

522 50 35 51 Small Tools And Minor Equipment	0.00	0.00	0.00	0.0%
000	0.00	0.00	0.00	0.0%
522 21 35 80 SCBA BOTTLES	0.00	0.00	0.00	0.0%
021 Suppression	0.00	0.00	0.00	0.0%
522 Fire Control	0.00	0.00	0.00	0.0%

**594 Capital Expenditures**

594 22 63 51 Capital Apparatus	400,000.00	400,000.00	0.00	100.0%
594 Capital Expenditures	400,000.00	400,000.00	0.00	100.0%

**597 Interfund Transfers**

597 00 00 06 Transfer Out	0.00	0.00	0.00	0.0%
597 00 00 07 Transfers-Out To 001	0.00	0.00	0.00	0.0%
597 Interfund Transfers	0.00	0.00	0.00	0.0%

## 2023 BUDGET POSITION

BENTON COUNTY FIRE PROTECTION DISTRICT

Time: 15:29:46 Date: 10/18/2023

Page: 13

601 Reserve Fund 6846

01/01/2023 To: 12/31/2023

Expenditures	Amt Budgeted	Expenditures	Remaining
<b>Fund Expenditures:</b>	<b>400,000.00</b>	<b>400,000.00</b>	<b>0.00 100.0%</b>
<b>Fund Excess/(Deficit):</b>	<b>1,510,188.00</b>	<b>1,357,597.30</b>	

## 2023 BUDGET POSITION TOTALS

BENTON COUNTY FIRE PROTECTION DIS

Time: 15:29:46 Date: 10/18/2023

Page: 14

Fund	Revenue Budgeted	Received		Expense Budgeted	Spent	
001 General Fund 6841	8,469,006.94	5,261,346.33	62.1%	6,555,537.30	4,509,932.96	69%
099 Imprest Fund	0.00	13,500.00	0.0%	0.00	0.00	0%
110 EMS Fund 6848	4,548,417.00	4,001,059.30	88.0%	1,423,000.00	89,295.17	6%
201 EMS Bond Fund 6842	649,621.00	436,760.63	67.2%	471,900.00	350.00	0%
401 Construction Fund 6844	317,904.31	321,191.59	101.0%	300,000.00	327,205.94	109%
601 Reserve Fund 6846	1,910,188.00	1,757,597.30	92.0%	400,000.00	400,000.00	100%
	<u>15,895,137.25</u>	<u>11,791,455.15</u>	<u>74.2%</u>	<u>9,150,437.30</u>	<u>5,326,784.07</u>	<u>58.2%</u>



# 2024

(This reflects will reflect a 2024 COLA 5.1% increase of 2023 Top Step Firefighter)

	Entry Level 80%	Lateral 90%	Top Step 100%
Firefighter	\$66,922	\$75,287	\$83,652

	1 <sup>st</sup> Year 110%	2 <sup>nd</sup> Year 115%
Lieutenant	\$92,017	\$96,200

	1 <sup>st</sup> Year 125%	2 <sup>nd</sup> Year 130%
Captain	\$104,565	\$108,748

	1 <sup>st</sup> Year 140%	2 <sup>nd</sup> Year 145%
Battalion Chief	\$117,113	\$121,296

Signed this day \_\_\_\_ of \_\_\_\_\_, 2023 in Benton County Washington

\_\_\_\_\_  
Raul Marroquin  
President

\_\_\_\_\_  
Garrett Goodwin  
Commissioner Chair

\_\_\_\_\_  
Thomas Harper  
Executive Board

\_\_\_\_\_  
Fred Brink  
Commissioner

\_\_\_\_\_  
Tim Birch  
Secretary

\_\_\_\_\_  
Micheal VanBeek  
Commissioner



# Western Information Office

Search Western Region

[Western Home](#)

[Western Geography](#)

[Western Subjects](#)

[Western Archives](#)

[Contact Western](#)

## Seattle-Bellevue-Everett, WA

Display 50 records

Text search table:

Title	BLS Subject	Product Type	Date Published
<a href="#">Western - Labor Force Statistics</a>	All	All	
<a href="#">Consumer Price Index Overview Table - West</a>	Employment, Unemployment	Table	Oct 2023
<a href="#">Average Energy Prices, Seattle-Tacoma-Bellevue - August 2023</a>	Consumer price indexes	Table	Oct 2023
<a href="#">Consumer Price Index, Seattle area - August 2023</a>	Average energy prices	News Release	Sep 2023
<a href="#">CPI Pacific Cities and U.S. City Average - August 2023 (PDF)</a>	Consumer price indexes	News Release	Sep 2023
<a href="#">Changing Compensation Costs in the Seattle Metropolitan Area - June 2023</a>	Consumer price indexes	CPI Summary	Sep 2023
<a href="#">Occupational Employment and Wages in Seattle-Tacoma-Bellevue - May 2022</a>	Benefits, Pay	News Release	Aug 2023
<a href="#">Consumer Price Index Data Tables - Pacific Cities and U.S. City Average</a>	Employment, Pay	News Release	Jun 2023
<a href="#">CPI Historical Table - Seattle-Tacoma-Bellevue, WA (PDF)</a>	Consumer price indexes	Factsheet	Mar 2020
<a href="#">CPI Historical Table - Seattle-Tacoma-Bellevue, WA (old base) (PDF)</a>	Consumer price indexes	Table	Jul 2019
<a href="#">2018 CPI Geographic Revision Fact Sheet</a>	Consumer price indexes	Table	Jul 2019
<a href="#">Unemployment in the Seattle Area by County - June 2016</a>	Consumer price indexes	Factsheet	Mar 2018
<a href="#">Western Consumer Price Index Card</a>	Unemployment	News Release	Aug 2016
	Consumer price indexes	CPI Summary	Sep 2014













Showing 1 to 13 of 13 entries

### Seattle-Bellevue-Everett, WA Economy at a Glance:

Data Series	Back Data	Mar 2023	Apr 2023	May 2023	June 2023	July 2023	Aug 2023
<b>Labor Force Data</b>							
Civilian Labor Force <sup>(1)</sup>		1,816.6	1,802.4	1,828.5	1,820.7	1,826.5	1,826.2
Employment <sup>(1)</sup>		1,767.8	1,755.3	1,770.6	1,759.9	1,761.4	1,758.9
Unemployment <sup>(1)</sup>		48.8	47.1	58.0	60.9	65.1	67.3
Unemployment Rate <sup>(2)</sup>		2.7	2.6	3.2	3.3	3.6	3.7
<b>Nonfarm Wage and Salary Employment</b>							
Total Nonfarm <sup>(3)</sup>		1,811.1	1,815.3	1,819.0	1,839.1	1,837.6	1,840.0
12-month % change		3.9	3.7	3.3	3.6	2.9	2.8
Mining and Logging <sup>(3)</sup>		0.7	0.8	0.8	0.8	0.8	0.8
12-month % change		0.0	14.3	14.3	14.3	0.0	14.3
Construction <sup>(3)</sup>		108.0	108.9	108.9	110.0	110.2	111.1
12-month % change		5.7	5.5	3.7	2.8	1.1	1.4
Manufacturing <sup>(3)</sup>		148.4	148.1	150.4	151.0	151.9	153.3
12-month % change		5.2	4.5	5.8	5.7	5.0	5.5
Trade, Transportation, and Utilities <sup>(3)</sup>		289.3	288.7	291.7	292.6	292.3	293.1
12-month % change		2.8	2.8	3.6	3.7	2.0	2.3
Information <sup>(3)</sup>		141.9	139.5	137.2	137.3	137.5	137.9
12-month % change		-0.5	-2.1	-5.1	-7.6	-6.1	-6.6
Financial Activities <sup>(3)</sup>		88.8	89.5	90.1	91.2	92.0	92.5
12-month % change		-1.2	0.1	0.3	1.6	2.2	3.0

#### Footnotes

- (1) Number of persons, in thousands, not seasonally adjusted.
- (2) In percent, not seasonally adjusted.
- (3) Number of jobs, in thousands, not seasonally adjusted. See [About the data](#).
- (4) All Urban Consumers, base: 1982-84=100, not seasonally adjusted.
- (5) Urban Wage Earners and Clerical Workers, base: 1982-84=100, not seasonally adjusted.
- (P) Preliminary

Data Series	Back Data	Mar 2023	Apr 2023	May 2023	June 2023	July 2023	Aug 2023
<b>Professional and Business Services<sup>(3)</sup></b>		360.4	361.4	359.6	363.2	364.2	(P) 365.3
<b>12-month % change</b>		2.2	1.7	0.7	0.9	1.0	(P) 0.9
<b>Education and Health Services<sup>(3)</sup></b>		239.2	239.9	240.7	240.5	239.1	(P) 239.1
<b>12-month % change</b>		5.4	6.1	6.6	6.5	6.1	(P) 5.7
<b>Leisure and Hospitality<sup>(3)</sup></b>		160.3	163.2	164.9	174.3	174.3	(P) 172.9
<b>12-month % change</b>		10.6	9.5	8.1	11.6	9.1	(P) 7.0
<b>Other Services<sup>(3)</sup></b>		60.3	60.4	59.2	61.2	62.6	(P) 63.5
<b>12-month % change</b>		5.1	4.7	2.1	4.3	6.1	(P) 7.8
<b>Government<sup>(3)</sup></b>		213.8	214.9	215.5	217.0	212.7	(P) 210.5
<b>12-month % change</b>		4.8	5.3	5.4	6.8	4.3	(P) 4.1
<b>Consumer Price Index: Seattle-Tacoma-Bellevue, WA</b>							
<b>CPI-U, All items<sup>(4)</sup></b>			338.487		341.734		344.449
<b>CPI-U, All items, 12-month % change<sup>(4)</sup></b>			6.9		4.6		5.4
<b>CPI-W, All items<sup>(5)</sup></b>			332.082		336.135		339.034
<b>CPI-W, All items, 12-month % change<sup>(5)</sup></b>			6.8		4.5		5.1
<b>Footnotes</b>							
(1) Number of persons, in thousands, not seasonally adjusted.							
(2) In percent, not seasonally adjusted.							
(3) Number of jobs, in thousands, not seasonally adjusted. See <a href="#">About the data</a> .							
(4) All Urban Consumers, base: 1982-84=100, not seasonally adjusted.							
(5) Urban Wage Earners and Clerical Workers, base: 1982-84=100, not seasonally adjusted.							
(P) Preliminary							

U.S. BUREAU OF LABOR STATISTICS Western Information Office Attn: EA & I, 90 Seventh Street Suite 14-100 San Francisco, CA 94103-6715

Telephone: 1-415-625-2270 [www.bls.gov/regions/west](http://www.bls.gov/regions/west) [Contact Western Region](#)



# Benton County Fire Protection District No. 4

## RESOLUTION NO. 2023-08

### BUDGET ADJUSTMENTS

WHEREAS, there are management oversight, and County Assessor’s errors;

WHEREAS, it is in the best interest of the Fire District to adjust the budgeted revenues and expenditures accordingly.

NOW, THEREFORE, BE IT RESOLVED, that the Board of Fire Commissioners of Benton County Fire Protection District No. 4 hereby approves and authorizes the following adjustments;

BAS	EL	O	LA		From	To
522	13	41	0	Levy Publication	\$ 72,000.00	\$ 78,000.00
522	50	35	0	Tools and Equip Facility	\$ 7,000.00	\$ 17,000.00
522	50	48	0	Repair & Maint Facility	\$ 30,000.00	\$ 62,000.00
522	70	31	0	Expendable Supplies EMS	\$ 41,000.00	\$ 52,000.00
597	0	1	61	Transfer to 601	\$170,000.00	\$573,000.00

ADOPTED, at a regular meeting of the Board of Fire Commissioners of Benton County Fire Protection District No. 4 the 19<sup>th</sup> Day of October 2023. The following commissioners being present and voting;

  
Chairperson

  
Commissioner

\_\_\_\_\_  
Commissioner

Attest:

  
District Secretary

	2023	2023 Adjustment-1
Beginning Balance	\$ 1,300,000.00	\$ 2,910,506.94
Balance Forward		
Property Tax - Fire Levy	\$ 4,047,104.00	\$ 4,020,000.00
Leasehold	\$ 30,000.00	\$ 30,000.00
SAFER Grant	\$ -	\$ -
WSP FF Training	\$ 1,000.00	\$ 1,000.00
State Trauma Grant	\$ 1,200.00	\$ 1,200.00
FIIRE Grant - Dept of L&I		
BVFF Physical reimbursement	\$ 1,000.00	\$ 1,000.00
Energy NW Generation	\$ 32,000.00	\$ 32,000.00
Fire Service State	\$ 39,000.00	\$ 39,000.00
Fire Service School	\$ 2,300.00	\$ 2,300.00
Investment Interest	\$ 10,000.00	\$ 10,000.00
Contributions/Donation	\$ -	\$ -
Other Misc Revenue	\$ 2,000.00	\$ 2,000.00
Comp for loss	\$ -	\$ -
Insurance Reimb		
Transfer In from 110 EMS Fund	\$ 500,000.00	\$ 500,000.00
Transfer In from 110 EMS Fund - Levy	\$ 1,403,295.00	\$ 920,000.00
Transfer In from 201 Bond Fund	\$ -	\$ -
Transfer in from 501 Equipment Fund	\$ -	\$ -
	\$ 7,368,899.00	\$ 8,469,006.94

**Expenditures**

BAS	EL	OB	LA	Title	2023	2023 Adjustment-1
522	11	10	10	Salary - Comm 1	\$ 6,500.00	\$ 9,000.00
522	11	10	20	Salary-Comm 2	\$ 6,500.00	\$ 9,000.00

	11	10	30	Salary-Comm 3		\$	6,500.00	\$	9,000.00
522	11	20	10	Benefits - Comm 1		\$	630.00	\$	1,000.00
522	11	20	20	Benefits - Comm 2		\$	630.00	\$	1,000.00
522	11	20	30	Benefits - Comm 3		\$	630.00	\$	1,000.00
522	11	31	0	Expendible Supplies		\$	-	\$	-
522	11	43	0	Travel-Mileage & Airfare		\$	1,100.00	\$	2,000.00
522	11	43	30	Travel - Per Diem & Lodging		\$	2,500.00	\$	5,100.00
522	11	43	31	Registration Fees		\$	2,000.00	\$	3,300.00
						\$	<b>26,990.00</b>	\$	<b>40,400.00</b>
522	12	10	10	Salary - Administration		\$	430,000.00	\$	346,440.00
522	12	10	60	Overtime - Administrative		\$	10,000.00	\$	10,000.00
522	12	10	70	Temp Employee		\$	-	\$	-
522	12	20	4	HRA Benefits		\$	9,000.00	\$	6,000.00
522	12	20	10	Benefits - Administrative		\$	72,000.00	\$	57,000.00
522	12	20	60	Benefits - OT Administration		\$	2,000.00	\$	2,000.00
522	12	20	70	Benefits - Temporary Employees		\$	-	\$	-
522	12	24	20	Volunteer Pension & Relief Fund		\$	6,600.00	\$	6,600.00
522	12	29	20	Volunteer Recognition		\$	4,000.00	\$	4,000.00
522	12	29	30	Volunteer Association		\$	3,500.00	\$	3,500.00
522	12	31	0	Expendable Office Supplies		\$	3,750.00	\$	3,750.00
522	12	31	10	Computer Software		\$	9,000.00	\$	9,000.00
522	12	35	0	Office Tools & Equipment		\$	4,000.00	\$	4,000.00
522	12	35	10	Office Computer Equipment		\$	23,000.00	\$	23,000.00
522	12	41	0	Contract Services		\$	96,000.00	\$	96,000.00
522	12	41	01	Office Space Rental		\$	-	\$	-
522	12	41	02	Contract For Union Negotiation		\$	-	\$	-
522	12	41	10	Financial Services Contract(BIAS)		\$	25,000.00	\$	25,000.00
522	12	41	20	Professional Services		\$	80,000.00	\$	80,000.00
522	12	42	0	Phone Service		\$	12,000.00	\$	12,000.00
522	12	42	10	Cellular Phone Service		\$	14,500.00	\$	14,500.00
522	12	42	20	Pagers Service		\$	-	\$	-
522	12	42	40	Postage		\$	1,500.00	\$	1,500.00
522	12	42	41	Postage For Warrants		\$	-	\$	-
522	12	44	0	Advertising/Notices/Recruiting		\$	9,000.00	\$	9,000.00
522	12	45	0	Equipment Lease/Maint		\$	10,200.00	\$	10,200.00

522	12	46	0	District Insurance	\$	92,000.00	\$	92,000.00	\$	92,000.00
522	12	48	0	Repair & Maint. - Office Equip	\$	-	\$	-	\$	-
522	12	48	20	WebPage Maintenance	\$	500.00	\$	500.00	\$	500.00
522	12	49	0	Memberships/Dues	\$	16,000.00	\$	16,000.00	\$	16,000.00
522	12	49	10	Taxes And Irrigation Fees	\$	100.00	\$	100.00	\$	100.00
522	12	51	0	State Auditor	\$	11,000.00	\$	11,000.00	\$	11,000.00
					\$	<b>944,650.00</b>	\$	<b>944,650.00</b>	\$	<b>843,090.00</b>
522	13	41	0	Levy Publication Service	\$	72,000.00	\$	72,000.00	\$	78,000.00
522	13	48	20	Outside Services	\$	-	\$	-	\$	-
522	13	49	0	Commissioner Elections	\$	10,000.00	\$	10,000.00	\$	10,000.00
					\$	<b>82,000.00</b>	\$	<b>82,000.00</b>	\$	<b>88,000.00</b>
522	14	41	0	Legal Services	\$	12,000.00	\$	12,000.00	\$	12,000.00
					\$	<b>12,000.00</b>	\$	<b>12,000.00</b>	\$	<b>12,000.00</b>
522	20	10	10	Mobilization Wages	\$	30,000.00	\$	30,000.00	\$	30,000.00
522	20	20	10	Mobilization Benefits	\$	9,000.00	\$	9,000.00	\$	9,000.00
522	20	24	10	Physicals/Innoculation	\$	63,000.00	\$	63,000.00	\$	63,000.00
522	20	28	0	Uniforms (All Non-PPE)	\$	30,000.00	\$	30,000.00	\$	30,000.00
522	20	31	0	Expendable Incident Supplies	\$	500.00	\$	500.00	\$	500.00
522	20	35	0	Tools & Equipment Operation	\$	2,500.00	\$	2,500.00	\$	11,500.00
522	20	35	20	Physical Eval Equipment	\$	-	\$	-	\$	-
522	20	41	0	Assessment Fees	\$	6,000.00	\$	6,000.00	\$	6,000.00
522	20	48	0	Uniform Maintenance	\$	1,000.00	\$	1,000.00	\$	1,000.00
					\$	<b>142,000.00</b>	\$	<b>142,000.00</b>	\$	<b>151,000.00</b>
522	21	10	10	Salary - Firefighters	\$	2,226,015.03	\$	2,226,015.03	\$	2,382,088.00
522	21	10	20	Salary - SAFER Firefighter1	\$	-	\$	-	\$	-
522	21	10	30	Salary - SAFER Firefighter2	\$	-	\$	-	\$	-
522	21	10	40	Salary - SAFER Firefighter3	\$	-	\$	-	\$	-
522	21	10	71	Overtime - Firefighters	\$	250,000.00	\$	250,000.00	\$	260,000.00
522	21	10	80	Resident Reimbursement	\$	100,000.00	\$	100,000.00	\$	100,000.00
522	21	10	90	Volunteer Reimbursement	\$	66,000.00	\$	66,000.00	\$	66,000.00
522	21	20	4	HRA Benefits	\$	69,000.00	\$	69,000.00	\$	69,000.00
522	21	20	10	Benefits - Firefighters	\$	580,000.00	\$	580,000.00	\$	681,260.00

522	21	20	71	Benefits - Overtime FF	\$	60,000.00	\$	67,600.00
522	21	20	80	Benefits - Resident Reimbursement	\$	6,000.00	\$	6,000.00
522	21	20	90	Benefits - Volunteer	\$	6,000.00	\$	6,000.00
522	21	28	20	PPE - Protective Clothing	\$	70,000.00	\$	70,000.00
522	21	31	0	Expendable Supplies - Suppression	\$	8,500.00	\$	-
522	21	31	10	Supplies - Support Service	\$	4,000.00	\$	4,000.00
522	21	35	10	Tools & Equipment -Suppression	\$	5,000.00	\$	5,000.00
522	21	35	11	Hose Replacement	\$	10,500.00	\$	10,500.00
522	21	35	12	Nozzle Replacement	\$	8,700.00	\$	8,700.00
522	21	35	13	Tools & Equipment -Support Services	\$	5,000.00	\$	5,000.00
522	21	41	0	Professional Services	\$	12,000.00	\$	12,000.00
522	21	48	0	Equipment Repair & Maint	\$	1,550.00	\$	1,550.00
522	21	48	10	Fire Extinguisher Repair	\$	1,600.00	\$	1,600.00
522	21	48	80	SCBA Air Compressor	\$	1,000.00	\$	1,000.00
522	21	48	90	SCBA Repair/Maintenance	\$	2,000.00	\$	2,000.00
522	21	50	0	Reimbursable Fire Protection	\$	-	\$	-
					\$	<b>3,492,865.03</b>	\$	<b>3,759,298.00</b>
522	24	31	0	Expendable Supplies - Radios	\$	500.00	\$	500.00
522	24	35	0	Non-Expendable Supplies - Radios	\$	37,500.00	\$	70,000.00
522	24	41	0	Dispatch Services	\$	90,000.00	\$	90,000.00
522	24	41	10	VHF Maintenance Fee	\$	16,799.30	\$	16,799.30
522	24	48	0	Repair & Maintenance - Radios	\$	5,000.00	\$	5,000.00
					\$	<b>149,799.30</b>	\$	<b>182,299.30</b>
522	30	31	0	Expendable Supplies-Prevention	\$	10,000.00	\$	10,000.00
522	30	31	10	Smoke alarm Program	\$	1,000.00	\$	1,000.00
522	30	35	0	Tools & Equipment - Prevention	\$	1,500.00	\$	1,500.00
522	30	48	0	Repair & Maintenance - Prevention	\$	-	\$	-
522	30	48	10	Newsletter/Education Flyers	\$	100.00	\$	100.00
					\$	<b>12,600.00</b>	\$	<b>12,600.00</b>
522	45	31	0	Expendable Supplies - Training	\$	6,000.00	\$	6,000.00
522	45	31	10	Training Computer Software	\$	12,500.00	\$	12,500.00
522	45	35	0	Tools & Equipment - Training	\$	2,800.00	\$	2,800.00
522	45	35	10	Equipment- Wellness Program	\$	10,500.00	\$	-



522	45	41	0	Professional Service	\$	1,500.00	\$	1,500.00	\$	1,500.00
522	45	43	0	Travel - Mileage & Air(Operations)	\$	3,500.00	\$	3,500.00	\$	3,500.00
522	45	43	1	Travel - Mileage&Air(Admin)	\$	2,400.00	\$	2,400.00	\$	2,400.00
522	45	43	2	Travel - Mileage&Air(Automotive)	\$	-	\$	-	\$	-
522	45	43	3	Travel - Mileage&Air(EMS)	\$	6,500.00	\$	6,500.00	\$	6,500.00
522	45	43	4	Travel - Mileage&Air(Safety)	\$	1,200.00	\$	1,200.00	\$	1,200.00
522	45	43	10	PerDiem & Lodging(Operations)	\$	11,000.00	\$	11,000.00	\$	11,000.00
522	45	43	11	PerDiem & Lodging(Admin)	\$	6,800.00	\$	6,800.00	\$	6,800.00
522	45	43	12	PerDiem & Lodging(Automotive)	\$	-	\$	-	\$	-
522	45	43	13	PerDiem & Lodging(EMS)	\$	8,000.00	\$	8,000.00	\$	8,000.00
522	45	43	14	PerDiem & Lodging(Safety)	\$	2,500.00	\$	2,500.00	\$	2,500.00
522	45	43	20	Registration Fees(Operations)	\$	67,000.00	\$	67,000.00	\$	67,000.00
522	45	43	21	Registration Fees(Admin)	\$	3,500.00	\$	3,500.00	\$	3,500.00
522	45	43	22	Registration Fees(Automotive)	\$	-	\$	-	\$	-
522	45	43	23	Registration Fees(EMS)	\$	7,500.00	\$	7,500.00	\$	7,500.00
522	45	43	24	Registration Fees(Safety)	\$	2,000.00	\$	2,000.00	\$	2,000.00
522	45	43	30	Tuition Reimbursement	\$	12,000.00	\$	12,000.00	\$	12,000.00
522	45	48	0	Repair and Maintenance	\$	-	\$	-	\$	-
522	45	43	49	Contract 32.2.1 MED Training	\$	34,500.00	\$	34,500.00	\$	34,500.00
522	45	43	98	Career tuition	\$	10,000.00	\$	10,000.00	\$	10,000.00
					\$	<b>211,700.00</b>	\$	<b>211,700.00</b>	\$	<b>201,200.00</b>
522	50	31	0	Expendable Supplies -Facilities	\$	3,500.00	\$	3,500.00	\$	3,500.00
522	50	35	0	Tools & Equipment - Facilities	\$	7,000.00	\$	7,000.00	\$	17,000.00
522	50	41	0	Professional Services	\$	-	\$	-	\$	-
522	50	45	0	Lease-Sta 410	\$	5,000.00	\$	5,000.00	\$	5,000.00
522	50	47	10	Electricity/Natural Gas	\$	38,000.00	\$	38,000.00	\$	38,000.00
522	50	47	20	Water/Sewer	\$	20,000.00	\$	20,000.00	\$	20,000.00
522	50	48	0	Repair & Maint. - Facilities	\$	30,000.00	\$	30,000.00	\$	62,000.00
					\$	<b>103,500.00</b>	\$	<b>103,500.00</b>	\$	<b>145,500.00</b>
522	60	31	0	Expendable Supplies - Automotive	\$	6,600.00	\$	6,600.00	\$	6,600.00
522	60	32	0	Fuels	\$	55,000.00	\$	55,000.00	\$	55,000.00
522	60	35	0	Tools & Equipment - Automotive	\$	2,050.00	\$	2,050.00	\$	2,050.00
522	60	48	0	Repair & Maint. - Automotive	\$	97,500.00	\$	97,500.00	\$	97,500.00
					\$	<b>161,150.00</b>	\$	<b>161,150.00</b>	\$	<b>161,150.00</b>

522	70	31	0	Expendable Supplies - EMS	\$	41,000.00	\$	52,000.00
522	70	35	0	Small Tools & Minor Equipment	\$	8,000.00	\$	8,000.00
522	70	41	2	EMS Assessment Fee	\$	1,500.00	\$	1,500.00
522	70	41	10	Contract Services - EMS	\$	12,500.00	\$	12,500.00
522	70	48	0	Small Tools & Minor Equip Repair	\$	-	\$	-
522	22	31	1	Expendable Supplies - ALS	\$	-	\$	-
					\$	63,000.00	\$	74,000.00
589	90	0	0	Payroll Clearing	\$	-	\$	-
591	22	71	2	Capital Lease - principal	\$	-	\$	-
592	22	83	2	Capital Lease - interest	\$	-	\$	-
594	22	62	0	Capital Building	\$	-	\$	330,000.00
594	22	63	0	Capital Apparatus And Equipment	\$	345,000.00	\$	427,000.00
597	0	1	61	Transfer to 601	\$	170,000.00	\$	573,000.00
				Reserved for Jan-Apr	\$	1,434,644.67	\$	1,468,469.64

**Total Expenditure \$ 7,351,899.00 \$ 8,469,006.94**  
**Total Revenues \$ 7,368,899.00 \$ 8,469,006.94**  
**Excess/Deficit \$ 17,000.00 \$ -**

**CITY OF RICHLAND**  
**OFFICE OF THE CITY CLERK**

625 Swift Boulevard, MS-7  
Richland, WA 99352  
(509) 942-7390



**RECEIVED**

**SEP 27 2023**

September 25, 2023

Benton County Fire District No. 4  
2604 Bombing Range Road  
West Richland, WA 99353

RE: City of Richland Annexation - Short Plat 739, Lot 3

I am writing to inform you that the Richland City Council will conduct a public hearing on December 5, 2023 to consider the proposed annexation of approximately 1.83 acres known at Lot 3 of Short Plat 739, located within portions of Section 20, Township 9 North, Range 28 East, W.M. Benton County, Washington.

Parcel #	Owner	Parcel Address	Lot size (ft <sup>2</sup> )
120983010739003	Ryan Tucker	24907 Dallas Rd.	79774.02

Sincerely,

Jennifer Rogers, MMC  
City Clerk

Enclosures: Resolution No. 2023-148



10/13/2023, 12:36:17 PM

Parcels and Assess

Fire Districts

*Annexation*

Esri Community Maps Contributors, Oregon State Parks, State of Oregon GEO, WA State Parks GIS, © OpenStreetMap, Microsoft, Esri, HERE, Garmin, SafeGraph, GeoTechnologies, Inc, MET/NASA, USGS.

**RESOLUTION NO. 2023-148**

**A RESOLUTION OF THE CITY OF RICHLAND, WASHINGTON SETTING A DATE FOR A PUBLIC HEARING TO CONSIDER THE PROPOSED ANNEXATION OF APPROXIMATELY 1.83 ACRES KNOWN AS LOT 3 OF SHORT PLAT 739, LOCATED WITHIN PORTIONS OF SECTION 20, TOWNSHIP 9 NORTH, RANGE 28 EAST, W.M., BENTON COUNTY, WASHINGTON.**

**WHEREAS**, a petition for annexation to the City of Richland has been received from the owners representing one hundred percent (100%) of valuation for the annexation of the described property, attached hereto as **Exhibit A**; and

**WHEREAS**, RCW 35.13.130 sets forth requirements that an annexation petition must be signed by the owners of not less than sixty percent (60%) in value, according to the assessed valuation for general taxation, of the property for which annexation is petitioned; and

**WHEREAS**, such petition was duly certified by the Benton County Assessor on July 14, 2023.

**NOW, THEREFORE, BE IT RESOLVED** by the City Council of the City of Richland that the regularly scheduled City Council meeting to be held beginning at **6:00 p.m. on December 5, 2023** is hereby established as the date on which Council will conduct a public hearing to consider the annexation petition.

**BE IT FURTHER RESOLVED** that this Resolution shall take effect immediately.

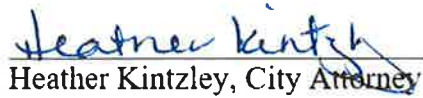
**ADOPTED** by the City Council of the City of Richland, Washington, at a regular meeting on the 19<sup>th</sup> day of September, 2023.

  
Terry Christensen, Mayor

Attest:

  
Jennifer Rogers, City Clerk

Approved as to Form:

  
Heather Kintzley, City Attorney

## Exhibit A

### PETITION FOR ANNEXATION TO CITY OF RICHLAND, WASHINGTON

Proposed Annexation Name: Short Plat 739, Lot 3

The Honorable Mayor and City Council:

WE, the undersigned, who are the owners of not less than sixty percent (60%) in value, according to the assessed valuation for general taxation, of the real property geographically depicted on the map attached hereto as Exhibit 1 and legally described in Exhibit 2 attached hereto, lying contiguous to the City of Richland, Washington, do hereby petition that such territory be annexed to and made a part of the City of Richland under the provisions of RCW 35.13.130 et. seq. A list of all assessors' tax parcel numbers of the parcels within the proposed annexation area, the record owner of each parcel, and the assessed value of each parcel is set forth in Exhibit 3.

Prior to the circulation of this petition, a meeting was held on the twenty-first day of February, 2023, between the initiating parties of this annexation and the Council of the City of Richland, at which time the Council passed Resolution No. 2023-26, accepting the notice of intention to commence annexation proceedings for the real property geographically depicted on the map attached hereto as Exhibit 1 and legally described in Exhibit 2 attached hereto. Resolution No. 2023-26 also (1) required that the annexation be accepted as proposed; (2) required the simultaneous adoption of the City's Comprehensive Plan to serve as the Comprehensive Plan for the proposed annexation area; (3) required the assumption of an appropriate share of all existing indebtedness of the City by the area to be annexed upon annexation authorized; and (4) directed the Planning Commission to propose and forward a recommendation to the City Council as to the most appropriate zoning designation for the area proposed to be annexed.

On March 22, 2023, the Richland Planning Commission conducted a public meeting and recommended that R-1-10 Single Family Residential zoning was the most appropriate zoning designation for the proposed annexation area. On July 6, 2023, the Council passed a resolution authorizing the circulation of an annexation petition for annexation of the real property geographically depicted on the map attached hereto as Exhibit 1 and legally described in Exhibit 2 attached hereto.

**WHEREFORE**, petitioners pray that the City Council of the City of Richland, Washington entertain this petition, fix a date for a public hearing hereon, and cause notice of the hearing to be published in one or more issues of a newspaper of general circulation in the City, and to post the notice in three public places within the area proposed for annexation specifying the time and place of the hearing and inviting all interested persons to appear and voice approval or disapproval of the annexation.

## INSTRUCTIONS FOR SIGNING PETITION

**The following conditions should be noted for those signing the petition as owners of property:**

1. Each signature shall be executed in ink or indelible pencil and shall be followed by the name of the signer, the date of signing, and the property description of the property within the proposed annexation owned by the signor.
2. The signature of a record owner, as determined by the records of the county auditor, shall be sufficient without the signature of his or her spouse;
3. In the case of mortgaged property, the signature of the mortgagor shall be sufficient, without the signature of his or her spouse;
4. In the case of property purchased on contract, the signature of the contract purchaser, as shown by the records of the county auditor, shall be deemed sufficient, without the signature of his or her spouse;
5. Any officer of a corporation owning land within the area involved, who is duly authorized to execute deeds or encumbrances on behalf of the corporation, may sign under oath on behalf of such corporation, and shall attach to the petition a certified excerpt from the bylaws of such corporation showing such authority.
6. When property stands in the name of a deceased person or any person for whom a guardian has been appointed, the signature of the executor, administrator, or guardian, as the equivalent to the signature of the owner of the property; and
7. When a parcel of property is owned by multiple owners, the signature of an owner designated by the multiple owners is sufficient.

### WARNING

Every person who signs this petition with any other than his or her true name, or who knowingly signs more than one of these petitions, or signs a petition seeking an election when he or she is not a legal voter, or signs a petition when he or she is otherwise not qualified to sign, or who makes herein any false statement, shall be guilty of a misdemeanor. *See RCW 35.21.005.*

Assessor's Parcel Numbers: 120983010739003  
Property Owners:.....RYAN TUCKER  
Site Address:.....24907 DALLAS ROAD

Signature: By: *Ryan Tucker* Date: 7-11-23

Name of Person Signing: Ryan Tucker

Signature: By: *Lacey Tucker* Date: 7-11-23

Name of Person Signing: Lacey Tucker



**EXHIBIT 1**  
Proposed Short Plat 739, Lot 3 Annexation



**EXHIBIT 2**  
Legal Description for Short Plat 739, Lot 3 Annexation

The Short Plat 739, Lot 3 annexation consists of the following:

SHORT PLAT NO. 739, LOT 3,

A PORTION OF SECTION 20, TOWNSHIP 9 NORTH, RANGE 28 EAST, W.M., BENTON COUNTY, WASHINGTON.

**This description includes the following County Parcel Identification Numbers:**

**120983010739003**

**EXHIBIT 3**  
Proposed Short Plat 739, Lot 3 Annexation

<b>Parcel #</b>	<b>Owner</b>	<b>Parcel Address</b>	<b>Lot Size (ft<sup>2</sup>)</b>	<b>Assessed Value</b>
120983010739003	Ryan Tucker	24907 Dallas Road	79774.02	\$205,110

	2023 Budget	2024 Budget
Beginning Balance	\$ 2,910,506.94	\$ 1,597,747.76
Balance Forward		
Property Tax - Fire Levy	\$ 4,020,000.00	\$ 4,391,139.24
Leasehold	\$ 30,000.00	\$ 30,000.00
SAFER Grant	\$ -	\$ -
WSP FF Training	\$ 1,000.00	\$ 1,000.00
State Trauma Grant	\$ 1,200.00	\$ 1,200.00
FIIRE Grant - Dept of L&I		
BVFF Physical reimbursement	\$ 1,000.00	\$ 1,000.00
Energy NW Generation	\$ 32,000.00	\$ 32,000.00
Fire Service State	\$ 39,000.00	\$ 39,000.00
Fire Service School	\$ 2,300.00	\$ 2,300.00
Investment Interest	\$ 10,000.00	\$ 10,000.00
Building Rental		
Contributions/Donation	\$ -	\$ -
Other Misc Revenue	\$ 2,000.00	\$ 2,000.00
Comp for loss	\$ -	\$ -
Insurance Reimb		
Transfer In from 110 EMS Fund	\$ 500,000.00	\$ 934,000.00
Transfer In from 110 EMS Fund - Levy	\$ 920,000.00	\$ 1,522,536.21
Transfer In from 201 Bond Fund	\$ -	\$ -
Transfer in from 501 Equipment Fund	\$ -	\$ -
	\$ 8,469,006.94	\$ 8,563,923.21

Contractual based
Indicates change from previous year
Needs follow up or waiting for info

### Expenditures

BAS	EL	OB	LA	Title	2023 Budget	2024 Budget
522	11	10	10	Salary - Comm 1	\$ 9,000.00	\$ 9,000.00
522	11	10	20	Salary-Comm 2	\$ 9,000.00	\$ 9,000.00
522	11	10	30	Salary-Comm 3	\$ 9,000.00	\$ 9,000.00
522	11	20	10	Benefits - Comm 1	\$ 1,000.00	\$ 1,000.00
522	11	20	20	Benefits - Comm 2	\$ 1,000.00	\$ 1,000.00
522	11	20	30	Benefits - Comm 3	\$ 1,000.00	\$ 1,000.00
522	11	31	0	Expendible Supplies	\$ -	\$ -
522	11	43	0	Travel-Mileage & Airfare	\$ 2,000.00	\$ 2,000.00
522	11	43	30	Travel - Per Diem & Lodging	\$ 5,100.00	\$ 5,100.00
522	11	43	31	Registration Fees	\$ 3,300.00	\$ 3,300.00
					\$ 40,400.00	\$ 40,400.00
522	12	10	10	Salary - Administration	\$ 346,340.00	\$ 484,108.44
522	12	10	60	Overtime - Administrative	\$ 10,000.00	\$ 10,000.00
522	12	10	70	Temp Employee	\$ -	\$ -
522	12	20	4	HRA Benefits	\$ 6,000.00	\$ 9,000.00
522	12	20	10	Benefits - Administrative	\$ 57,000.00	\$ 85,420.00
522	12	20	60	Benefits - OT Administration	\$ 2,000.00	\$ 2,000.00
522	12	20	70	Benefits - Temporary Employees	\$ -	\$ -
522	12	24	20	Volunteer Pension & Relief Fund	\$ 6,600.00	\$ 6,600.00
522	12	29	20	Volunteer Recognition	\$ 4,000.00	\$ 4,000.00
522	12	29	30	Volunteer Association	\$ 3,500.00	\$ 3,500.00
522	12	31	0	Expendable Office Supplies	\$ 3,750.00	\$ 3,750.00
522	12	31	10	Computer Software	\$ 9,000.00	\$ 1,980.00
522	12	35	0	Office Tools & Equipment	\$ 4,000.00	\$ 4,000.00
522	12	35	10	Office Computer Equipment	\$ 23,000.00	\$ 25,600.00
522	12	41	0	Contract Services	\$ 96,000.00	\$ 97,000.00
522	12	41	01	Office Space Rental	\$ -	\$ -
522	12	41	02	Contract For Union Negotiation	\$ -	\$ -
522	12	41	10	Financial Services Contract(BIAS)	\$ 25,000.00	\$ 30,000.00
522	12	41	20	Professional Services	\$ 80,000.00	\$ 45,000.00
522	12	42	0	Phone Service	\$ 12,000.00	\$ 12,000.00
522	12	42	10	Cellular Phone Service	\$ 14,500.00	\$ 14,500.00
522	12	42	20	Pagers Service	\$ -	\$ -
522	12	42	40	Postage	\$ 1,500.00	\$ 1,500.00
522	12	42	41	Postage For Warrants	\$ -	\$ -
522	12	44	0	Advertising/Notices/Recruiting	\$ 9,000.00	\$ 2,000.00
522	12	45	0	Equipment Lease/Maint	\$ 10,200.00	\$ 10,200.00
522	12	46	0	District Insurance	\$ 104,421.00	\$ 112,000.00
522	12	48	0	Repair & Maint. - Office Equip	\$ -	\$ -
522	12	48	20	WebPage Maintenance	\$ 758.62	\$ 850.00
522	12	49	0	Memberships/Dues	\$ 16,000.00	\$ 18,700.00
522	12	49	10	Taxes And Irrigation Fees	\$ 100.00	\$ 150.00
522	12	51	0	State Auditor	\$ 11,000.00	\$ 11,000.00
					\$ 855,769.62	\$ 994,858.44
522	13	41	0	Levy Publication Service	\$ 72,000.00	\$ 72,000.00
522	13	48	20	Outside Services	\$ -	\$ -
522	13	49	0	Commissioner Elections	\$ 10,000.00	\$ 10,000.00
					\$ 82,000.00	\$ 82,000.00
522	14	41	0	Legal Services	\$ 12,000.00	\$ 12,000.00
					\$ 12,000.00	\$ 12,000.00

522	15	40	0	Advanced Travel	\$ 2,000.00	\$ 2,000.00
					\$ 2,000.00	\$ 2,000.00
522	20	10	10	Mobilization Wages	\$ 30,000.00	\$ 30,000.00
522	20	20	10	Mobilization Benefits	\$ 9,000.00	\$ 9,000.00
522	20	24	10	Physicals/Innoculation	\$ 63,000.00	\$ 63,000.00
522	20	28	0	Uniforms (All Non-PPE)	\$ 30,000.00	\$ 35,000.00
522	20	31	0	Expendable Incident Supplies	\$ 500.00	\$ 500.00
522	20	35	0	Tools & Equipment Operation	\$ 11,500.00	\$ 2,500.00
522	20	35	20	Physical Eval Equipment	\$ -	\$ -
522	20	41	0	Assessment Fees	\$ 6,000.00	\$ 6,000.00
522	20	48	0	Uniform Maintenance	\$ 1,000.00	\$ 1,000.00
					\$ 151,000.00	\$ 147,000.00
522	21	10	10	Salary - Firefighters	\$ 2,382,088.00	\$ 2,503,574.49
522	21	10	71	Overtime - Firefighters	\$ 260,000.00	\$ 260,000.00
522	21	10	80	Resident Reimbursement	\$ 100,000.00	\$ 100,000.00
522	21	10	90	Volunteer Reimbursement	\$ 66,000.00	\$ 66,000.00
522	21	20	4	HRA Benefits	\$ 69,000.00	\$ 69,000.00
522	21	20	10	Benefits - Firefighters	\$ 681,260.00	\$ 722,135.60
522	21	20	71	Benefits - Overtime FF	\$ 67,600.00	\$ 67,600.00
522	21	20	80	Benefits - Resident Reimbursement	\$ 6,000.00	\$ 6,000.00
522	21	20	90	Benefits - Volunteer	\$ 6,000.00	\$ 6,000.00
522	21	28	20	PPE - Protective Clothing	\$ 70,000.00	\$ 70,000.00
522	21	31	0	Expendable Supplies - Suppression	\$ -	\$ -
522	21	31	10	Supplies - Support Service	\$ 4,000.00	\$ 4,000.00
522	21	35	10	Tools & Equipment -Suppression	\$ 5,000.00	\$ 5,750.00
522	21	35	11	Hose Replacement	\$ 10,500.00	\$ 12,075.00
522	21	35	12	Nozzle Replacement	\$ 8,700.00	\$ 10,005.00
522	21	35	13	Tools & Equipment -Support Services	\$ 5,000.00	\$ 5,000.00
522	21	41	0	Professional Services	\$ 12,000.00	\$ 12,000.00
522	21	48	0	Equipment Repair & Maint	\$ 1,550.00	\$ 1,550.00
522	21	48	10	Fire Extinguisher Repair	\$ 1,600.00	\$ 1,600.00
522	21	48	80	SCBA Air Compressor	\$ 1,000.00	\$ 1,000.00
522	21	48	90	SCBA Repair/Maintenance	\$ 2,000.00	\$ 2,000.00
522	21	50	0	Reimbursable Fire Protection	\$ -	\$ -
					\$ 3,759,298.00	\$ 3,925,290.09
522	24	31	0	Expendable Supplies - Radios	\$ 500.00	\$ 500.00
522	24	35	0	Non-Expendable Supplies - Radios	\$ 70,000.00	\$ 70,000.00
522	24	41	0	Dispatch Services	\$ 90,000.00	\$ 115,000.00
522	24	41	10	VHF Maintenance Fee	\$ 16,799.30	\$ 16,799.30
522	24	48	0	Repair & Maintenance - Radios	\$ 5,000.00	\$ 5,000.00
					\$ 182,299.30	\$ 207,299.30
522	30	31	0	Expendable Supplies-Prevention	\$ 10,000.00	\$ 10,000.00
522	30	31	10	Smoke alarm Program	\$ 1,000.00	\$ 1,000.00
522	30	35	0	Tools & Equipment - Prevention	\$ 1,500.00	\$ 1,500.00
522	30	48	0	Repair & Maintenance - Prevention	\$ -	\$ 100.00
522	30	48	10	Newsletter/Education Flyers	\$ 100.00	\$ 1,000.00
					\$ 12,600.00	\$ 13,600.00
522	45	31	0	Expendable Supplies - Training	\$ 6,000.00	\$ 10,000.00
522	45	31	10	Training Computer Software	\$ 12,500.00	\$ 15,000.00
522	45	35	0	Tools & Equipment - Training	\$ 2,800.00	\$ 7,000.00
522	45	41	0	Professional Service	\$ 1,500.00	\$ 1,500.00
522	45	43	0	Travel - Mileage & Air(Operations)	\$ 3,500.00	\$ 3,500.00
522	45	43	1	Travel - Mileage&Air(Admin)	\$ 2,400.00	\$ 2,400.00
522	45	43	2	Travel - Mileage&Air(Automotive)	\$ -	\$ -
522	45	43	3	Travel - Mileage&Air(EMS)	\$ 6,500.00	\$ 6,500.00
522	45	43	4	Travel - Mileage&Air(Safety)	\$ 1,200.00	\$ 1,200.00
522	45	43	10	PerDiem & Lodging(Operations)	\$ 11,000.00	\$ 11,000.00
522	45	43	11	PerDiem & Lodging(Admin)	\$ 6,800.00	\$ 6,800.00
522	45	43	12	PerDiem & Lodging(Automotive)	\$ -	\$ -
522	45	43	13	PerDiem & Lodging(EMS)	\$ 8,000.00	\$ 8,000.00
522	45	43	14	PerDiem & Lodging(Safety)	\$ 2,500.00	\$ 2,500.00
522	45	43	20	Registration Fees(Operations)	\$ 67,000.00	\$ 26,000.00
522	45	43	21	Registration Fees(Admin)	\$ 3,500.00	\$ 3,500.00
522	45	43	22	Registration Fees(Automotive)	\$ -	\$ -
522	45	43	23	Registration Fees(EMS)	\$ 7,500.00	\$ 7,900.00
522	45	43	24	Registration Fees(Safety)	\$ 2,000.00	\$ 2,000.00
522	45	43	30	Tuition Reimbursement	\$ 12,000.00	\$ 12,000.00
522	45	43	98	Career tuition	\$ 10,000.00	\$ 15,000.00
522	45	43	49	Contract 32.2.1 MED Training	\$ 34,500.00	\$ 34,500.00
522	45	48	0	Repair and Maintenance	\$ -	\$ -
					\$ 201,200.00	\$ 176,300.00
522	50	31	0	Expendable Supplies -Facilities	\$ 3,500.00	\$ 7,500.00
522	50	35	0	Tools & Equipment - Facilities	\$ 7,000.00	\$ 7,000.00
522	50	41	0	Professional Services	\$ -	\$ -
522	50	45	0	Lease-Sta 410	\$ 5,000.00	\$ 5,000.00
522	50	47	10	Electricity	\$ 38,000.00	\$ 38,000.00
522	50	47	20	Water/Sewer/natural gas	\$ 20,000.00	\$ 25,000.00

522	50	48	0	Repair & Maint. - Facilities	\$ 62,000.00	\$ 70,000.00
					\$ 135,500.00	\$ 152,500.00
522	60	31	0	Expendable Supplies - Automotive	\$ 6,600.00	\$ 3,000.00
522	60	32	0	Fuels	\$ 55,000.00	\$ 58,300.00
522	60	35	0	Tools & Equipment - Automotive	\$ 2,050.00	\$ 5,350.00
522	60	48	0	Repair & Maint. - Automotive	\$ 97,500.00	\$ 112,125.00
					\$ 161,150.00	\$ 178,775.00
522	70	31	0	Expendable Supplies - EMS	\$ 41,000.00	\$ 60,000.00
522	70	35	0	Small Tools & Minor Equipment	\$ 8,000.00	\$ 10,800.00
522	70	41	0	Billing		\$ 50,000.00
522	70	41	2	EMS Assessment Fee	\$ 1,500.00	\$ 5,000.00
522	70	41	10	Contract Services - EMS	\$ 12,500.00	\$ 71,200.00
522	70	48	0	Small Tools & Minor Equip Repair	\$ -	\$ -
522	22	31	1	Expendable Supplies - ALS	\$ -	\$ -
					\$ 63,000.00	\$ 197,000.00
589	90	0	0	Payroll Clearing	\$ -	\$ -
591	22	71	2	Capital Lease - principal	\$ -	\$ 62,725.58
592	22	83	2	Capital Lease - interest	\$ -	\$ 49,394.61
594	22	62	0	Capital Building	\$ 330,000.00	\$ 22,054.70
594	22	63	0	Capital Apparatus And Equipment	\$ 427,000.00	\$ 400,693.06
597	0	0	1	Transfer to 501	\$ -	\$ -
597	0	1	1	Transfer to 107	\$ -	\$ -
597	0	1	61	Transfer to 601	\$ 600,000.00	\$ 300,032.43
597	0	0	21	Transfer to 201	\$ -	\$ -
				Reserved for Jan-Apr	\$ 1,468,469.64	\$ 1,600,000.00

Total Expenditure                    \$ 8,483,686.56    \$ 8,563,923.21  
Total Revenues                         \$ 8,469,006.94    \$ 8,563,923.21

Excess/Deficit                         \$ (14,679.62)    \$ 0.00

Monthly                                    Monthly